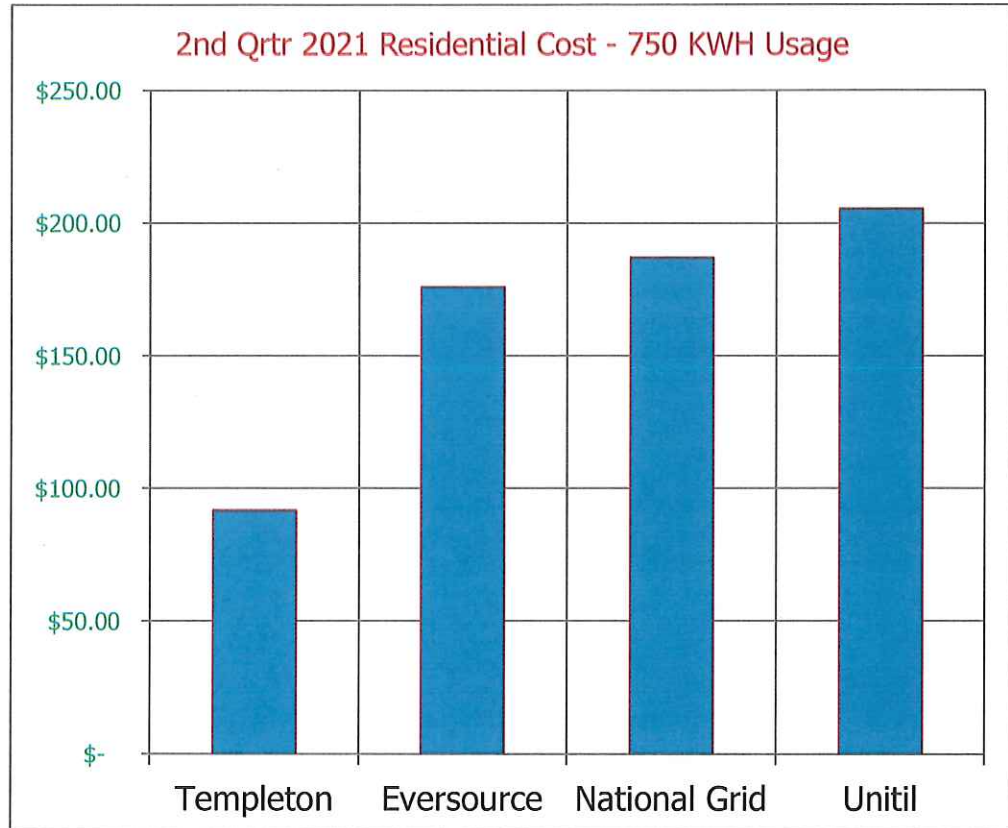


# Rate Comparisons for Q2 2021

Utility:	Cost:	Rate:
Templeton	\$ 92.03	0.12271
Eversource	\$ 176.40	0.23520
National Grid	\$ 187.37	0.24983
Unitil	\$ 205.82	0.27443
	\$ 165.41	0.22054

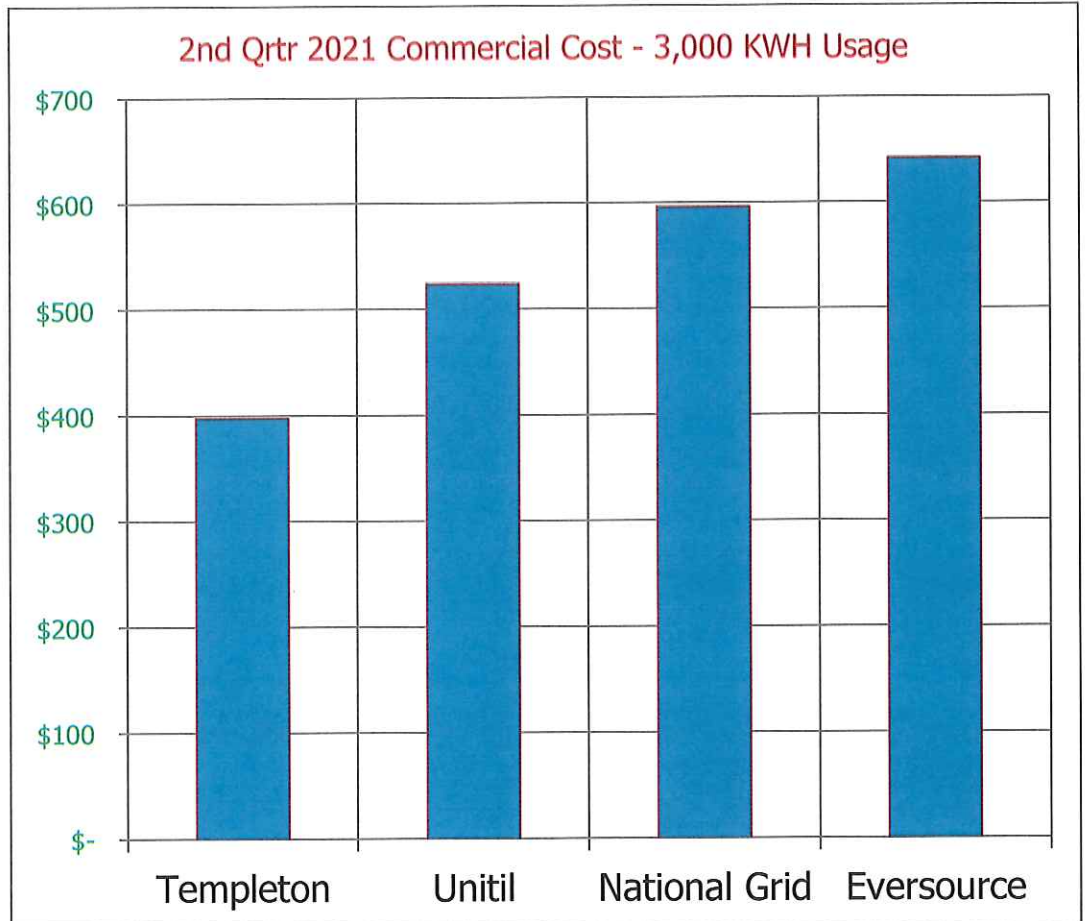
Jun-21



# Rate Comparisons for Q2 2021

Utility:	Cost:	Rate:
Templeton	\$ 399	\$ 0.13300
Unitil	\$ 525	\$ 0.17500
National Grid	\$ 597	\$ 0.19900
Eversource	\$ 643	\$ 0.21433
	\$ 541	\$ 0.18033

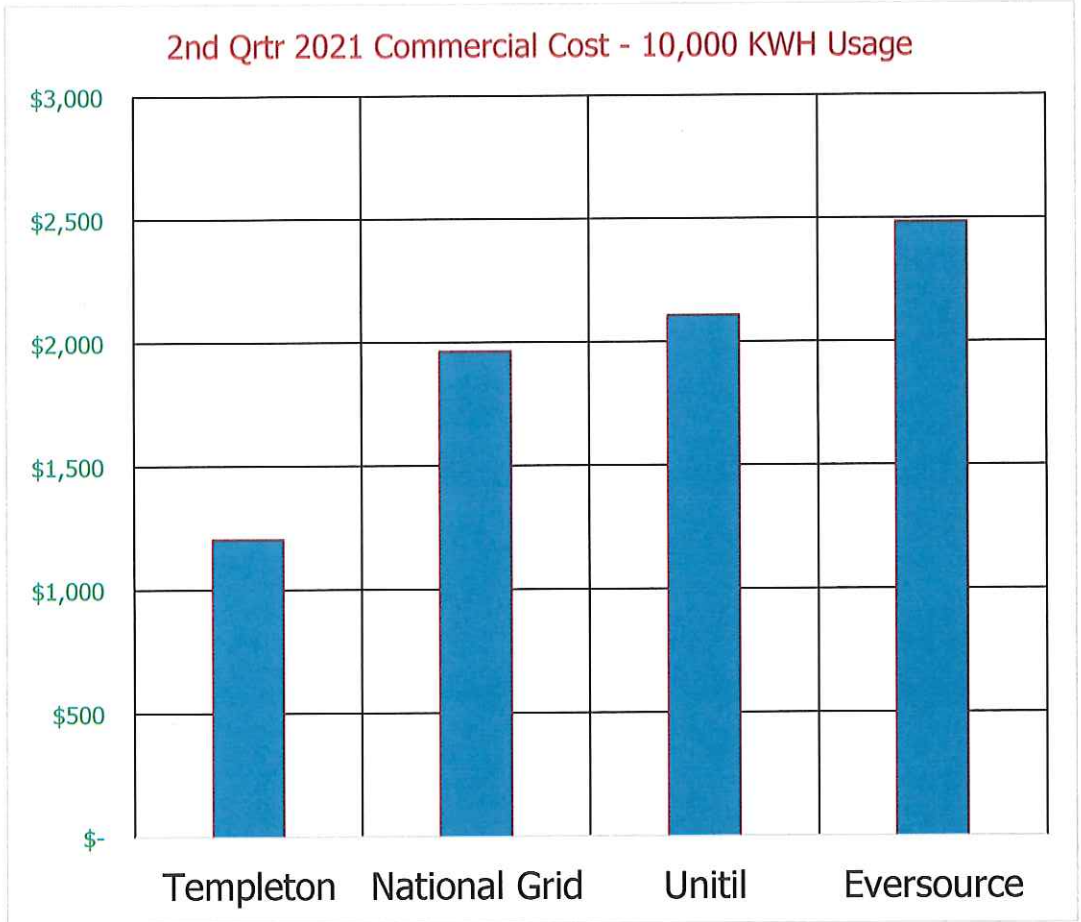
Jun-21



## Rate Comparisons for Q2 2021

Utility:	Cost:	Rate:
Templeton	\$ 1,206	0.12060
National Grid	\$ 1,967	0.19670
Unitil	\$ 2,111	0.21110
Eversource	\$ 2,486	0.24860
	\$ 1,943	0.19425

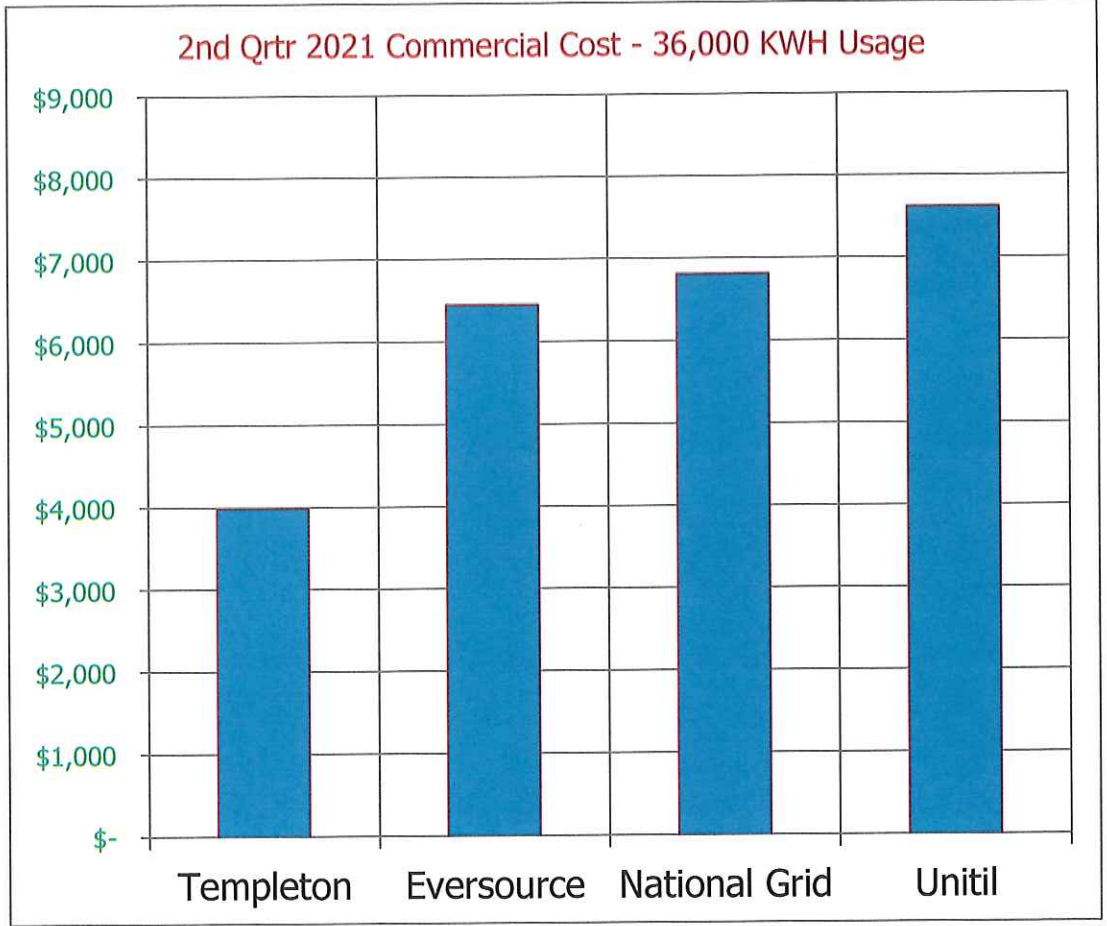
Jun-21



# Rate Comparisons for Q2 2021

Utility:	Cost:	Rate:
Templeton	\$ 4,005	0.11125
Eversource	\$ 6,462	0.17950
National Grid	\$ 6,824	0.18956
Unitil	\$ 7,630	0.21194
	\$ 6,230	0.17306

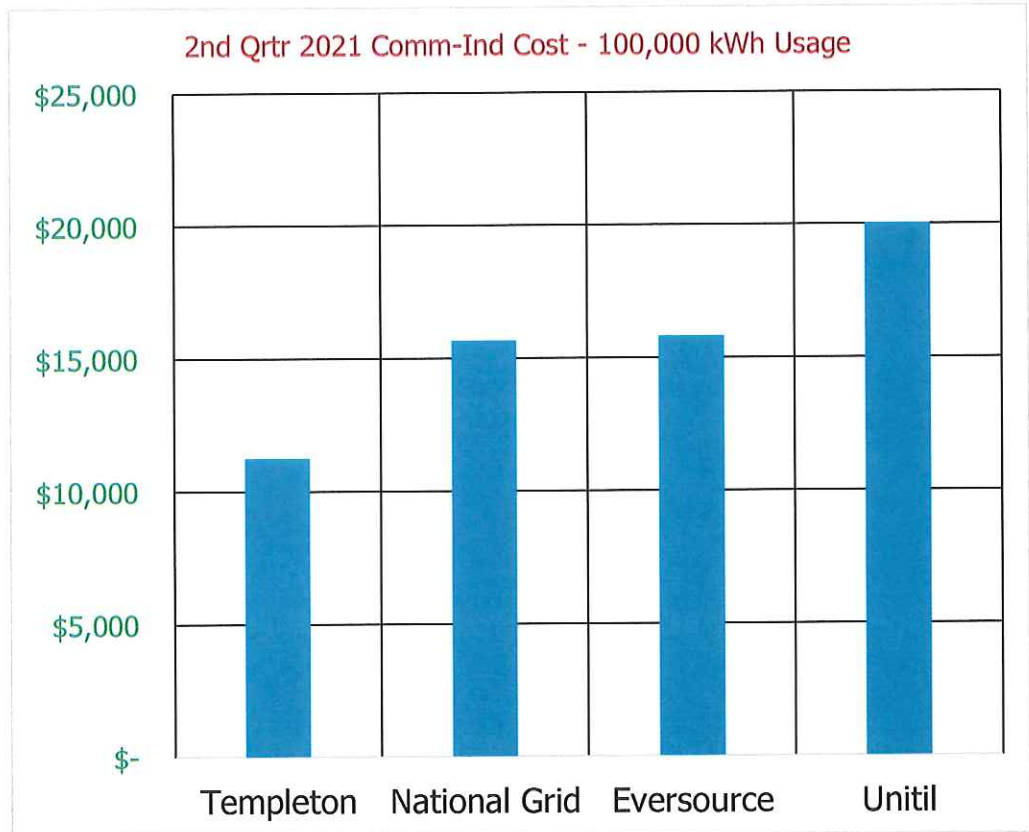
Jun-21



## Rate Comparisons for Q2 2021

Utility:	Cost:	Rate:
Templeton	\$ 11,271	0.11271
National Grid	\$ 15,684	0.15684
Eversource	\$ 15,832	0.15832
Unitil	\$ 20,053	0.20053
	\$ 15,710	0.15710

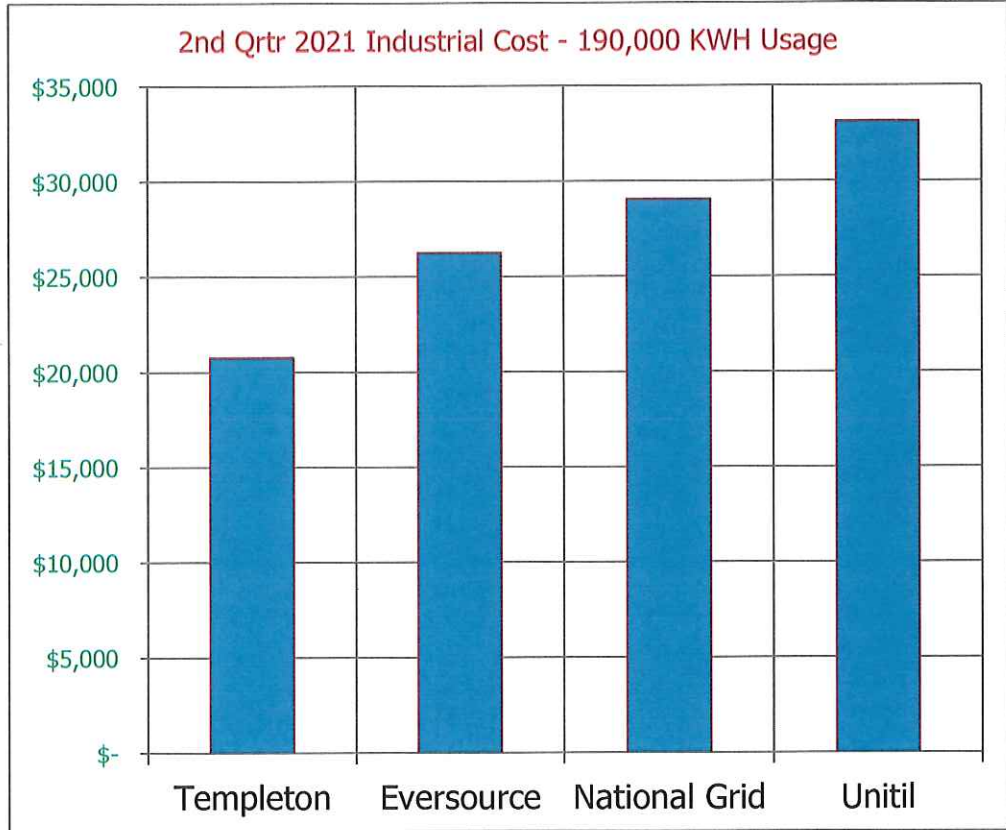
Jun-21



# Rate Comparisons for Q2 2021

Utility:	Cost:	Rate:
Templeton	\$ 20,802	0.10948
Eversource	\$ 26,266	0.13824
National Grid	\$ 29,076	0.15303
Unitil	\$ 33,153	0.17449
	\$ 27,324	0.14381

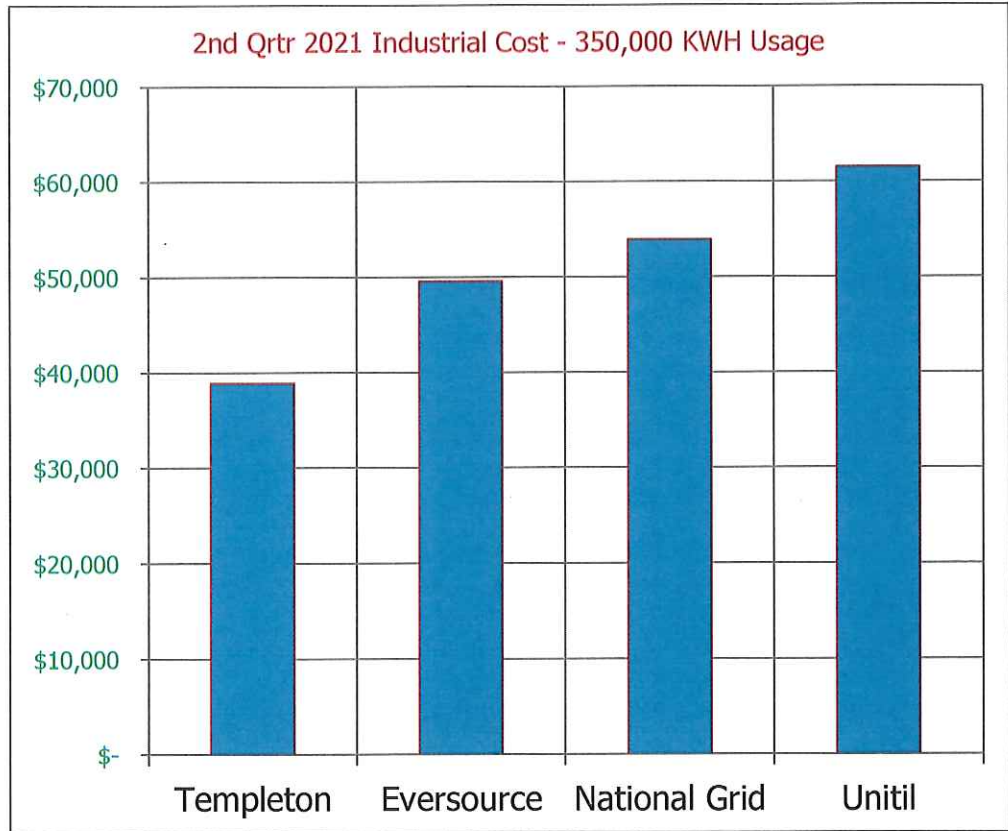
Jun-21



# Rate Comparisons for Q2 2021

Utility:	Cost:	Rate:
Templeton	\$ 38,936	0.11125
Eversource	\$ 49,610	0.14174
National Grid	\$ 53,962	0.15418
Unitil	\$ 61,556	0.17587
	\$ 51,016	0.14576

Jun-21





## Rate Comparisons for Q2 2021

Utility:	Cost:	Rate:
Templeton	\$ 126,286	0.10023
Eversource	\$ 161,517	0.12819
National Grid	\$ 185,489	0.14721
Unitil	\$ 210,558	0.16711
	\$ 185,855	0.14750

Jun-21

