



TEMPLETON WATER REPORT

A NEWSLETTER FROM THE TEMPLETON WATER DEPARTMENT
ISSUE No. 23 — JUNE 2023

2022 Water Quality Report

As a service to our customers, the Templeton Light & Water Plant is pleased to share this water quality report with you. This report covers from January to December 2022. This is designed to inform you about your drinking water quality along with the services you receive each day.

There is a continuous commitment on our part to provide the highest quality water service that meets and exceeds all State and Federal drinking water standards. We are always available should you ever have any questions about your water.

FY2022 Templeton Municipal Water Plant Report

Herein submitted for inclusion in the Templeton Annual Report for FY2022 are the financial and statistical data for the Templeton Municipal Water Plant.

The Templeton Municipal Water Plant is an enterprise fund formed as a result of the Special Acts of 2000 duly passed by the State House of Representatives, the State Senate, the Governor and the Templeton voters. This new legislation put the financial management and operational oversight of the town's water department directly under the control of the Templeton Municipal Lighting Plant, its Commission and its Manager. The purpose of this was to allow the water department to operate under the same Massachusetts General Law, Chapter

164, that the light department does. Further, it allowed the water department to operate solely from revenues from the sale of water to its customers rather than from town funds generated by taxation.

→ During FY2022 our customers purchased a total of 113,010,780 gallons of water compared to 117,358,140 gallons in FY2021. This decrease can be attributed to the larger amount of rainfall this fiscal year versus the last.

→ Templeton Water connected 16 new water services in FY2022 and collected \$1,705,781 in water sales revenue and \$114,798 in miscellaneous revenue.

Additions and Improvements

→ The Water Plant made improvements to its water distribution stations in FY2022 amounting to \$25,529, with the largest share of funds going to Maple Street Wells out on Old Royalston Road.

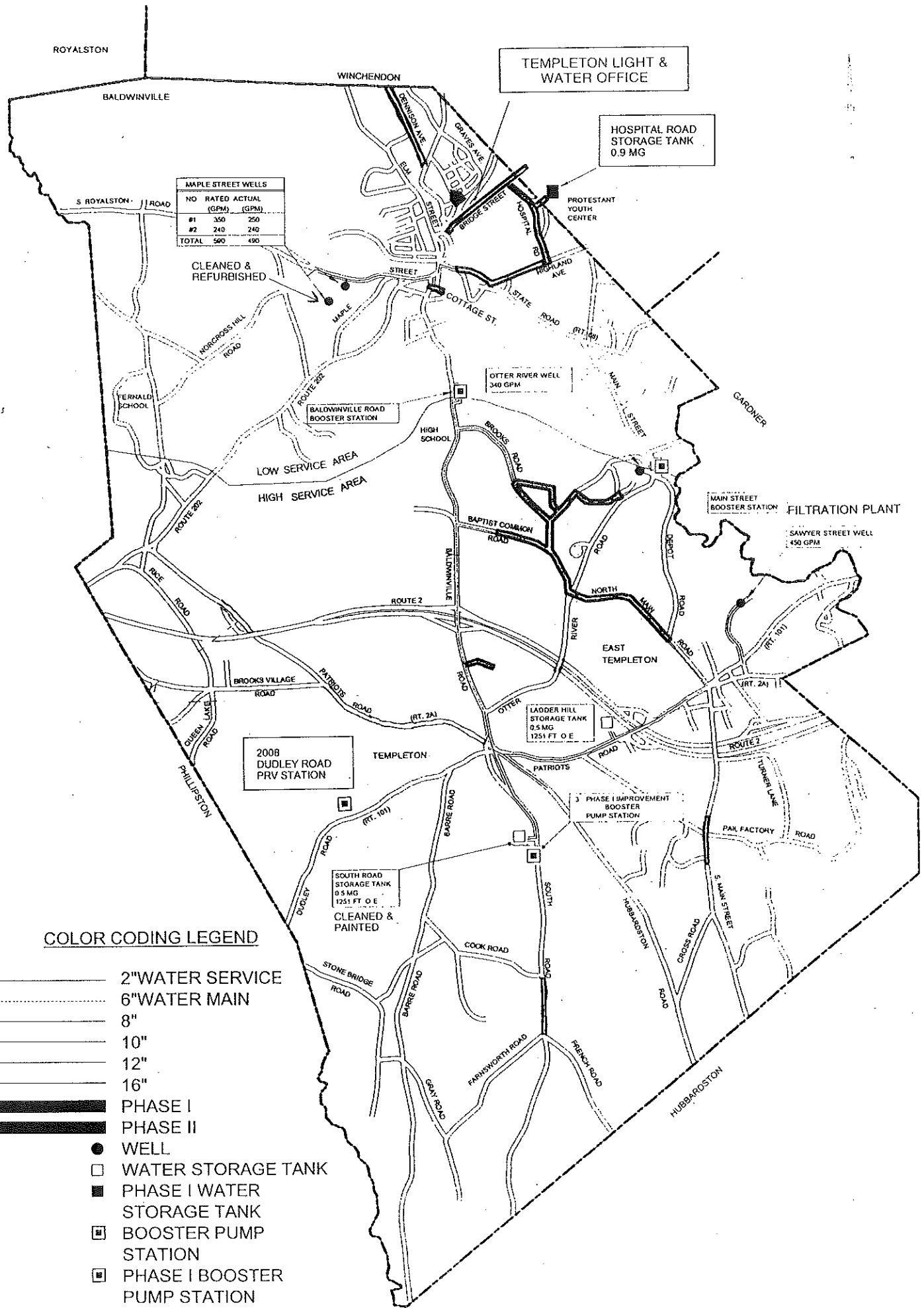
→ The Water Plant made improvements to its 53 miles of water distribution mains in FY2022 amounting to \$44,865 with the largest share of funds going to road re-surfacing on Patriots Road.

→ The Water Plant made a switch in FY2022 to a different outside supplier of propane for the heating of the Sawyer Street Treatment Plant, saving about

\$3,000 on heating fuel from the last fiscal year to this one.

Capital Expenses

Finish Pump for Willow Street Well Site	\$34,279
SCDA Improvements for at Willow Street Well Site	\$12,880
Water Meters	\$78,393
2021 Ford F-350 Utility Truck w/Pipe Crane	\$82,494



ROYALSTON

WINCHENDON

TEMPLETON LIGHT & WATER OFFICE

HOSPITAL ROAD STORAGE TANK
0.9 MG

MAPLE STREET WELLS		
NO	RATED (GPM)	ACTUAL (GPM)
#1	350	250
#2	240	240
TOTAL	590	490

CLEANED & REFURBISHED

LOW SERVICE AREA
HIGH SERVICE AREA

FILTRATION PLANT

COLOR CODING LEGEND

- 2" WATER SERVICE
- 6" WATER MAIN
- 8"
- 10"
- 12"
- 16"
- PHASE I
- PHASE II
- WELL
- WATER STORAGE TANK
- PHASE I WATER STORAGE TANK
- BOOSTER PUMP STATION
- PHASE I BOOSTER PUMP STATION
- TL&W OFFICE

2008 DUDLEY ROAD PRV STATION

SOUTH ROAD STORAGE TANK
0.5 MG
1251 FT O E
CLEANED & PAINTED

LADDER HILL STORAGE TANK
0.5 MG
1251 FT O E

SAWYER STREET WELL
450 GPM


PHASE I IMPROVEMENT BOOSTER PUMP STATION

Financials:

Below is a breakdown of the Water Plant's FY2022 water sales summary by customer class:

Account #	Rate Code	Gallons Sold	Revenue	# of Bills
461-01	21 Residential	94,412,040	\$ 1,477,501	8,506
461-02	22 Agricultural	1,159,090	\$ 13,479	20
461-03	23 Commercial	12,612,650	\$ 156,900	413
461-04	24 Municipal	1,949,870	\$ 24,367	64
461-05	25 Industrial	1,182,220	\$ 24,902	31
461-07	27 Other	30,070	\$ 1,406	20
461-08	28 Irrigation	664,840	\$ 7,064	116
Totals		113,010,780	\$1,705,781	9,170

Hydrant Flushing



Flushing is done to clean out distribution pipelines by removing any impurities or sediment in the pipe. This sediment comprised mainly of iron compounds, does not pose a health risk, but may cause aesthetic concerns such as the taste, odor or color to the water.

Important Note . . .

The US EPA recently published revisions to the Lead and Copper Rule that are intended to better protect children and communities from lead exposure risks and support efforts to remove lead from drinking water. The revisions will require all Public Water Systems to complete an inventory of all service lines connected to their distribution system. The inventory must include the pipe material and other information for both the system-owned and customer-owned portions of the service line between the water main for both the system-owned and customer-

owned portions of the service line between the water main and a structure. A survey will be sent to customers where information is needed about their service line, and will also be available on the department's website. Templeton Municipal Light & Water Plant (TMLWP) will also be conducting, in person, basement surveys on a case by case basis.

Please know that TMLWP never found any lead in service lines, so the likelihood of having any in our system is very low.

Fluoridation of Town Water . . .

Fluoride is added to town water to prevent tooth decay and to promote good oral health overall. In Templeton's water system the fluoride level is adjusted to an optimum level, averaging to 0.7 PPM (parts per million). At this level fluoride is colorless, tasteless and safe.

Templeton has been fluoridating its town water since the 1950s. There are approximately

3.9 million people in 141 Massachusetts public water systems who practice fluoridation of their water supplies, and approximately 184 million people nationwide.

If you would like any more information on fluoridation of public water supplies please contact your family dentist and/or doctor.

Templeton Water Department 2022 Tables

The following tables provide the most recent water quality results for our water system.
Only the detected contaminants are shown.

INORGANIC CONTAMINANTS	Dates Collected	Highest Result or Highest RAA*	Range Detected	MCL or MRDL	MCLG or MRDLG	Violation (Y/N)	Possible Sources
Nitrate (ppm)	2022	1.23	0 - 1.43	10	10	N	Runoff from fertilizer use; leaching from septic tanks; natural deposits
Barium (ppm)	2022	0.0281	0 - 0.0051	2	2	N	Erosion of natural deposits
Fluoride (ppm)	2022	0.7	0.7 - 1.1	4**		N	Water additive that promotes strong teeth. Fluoride has been added since 1950 to prevent tooth decay.
Hexachloro-cyclopentadien (ppb)	2022	N.D.	--	50	50	N	Discharge from chemical factories
DISINFECTION CONTAMINANTS							
Haloacetic Acids (HAA5s) (ppb)	2022	3.1	--	60	--	N	Byproduct of drinking water chlorination
Total Trihalomethanes (TTHMs) (ppb)	2022	16.0	--	80	--	N	Byproduct of drinking water chlorination
Chlorine (ppm)	2022	0.65	0 - 0.10	4	4	N	Water additive used to control microbes

* Highest RAA = highest running annual average of four consecutive quarters.
** Fluoride also has a secondary maximum contaminant level (SMCL) of 2 ppm.

Bacteria in 2022	Highest Number Positive Samples in a Month	MCL	MCLG	VIOLATION (Y/N)	Possible Sources
Total Coliform	0	0	0	N	Naturally present in the environment
E. Coli	0	0	0	N	Human and animal fecal waste

* Compliance with E. Coli MCL is determined upon additional repeat testing.

Lead and Copper	Date Collected	90 th Percentile	Action Level (AL)	MCLG	# of Sites Sampled	# of Sites above AL	Exceeds AL (Y/N)	Possible Sources
Lead (ppb)	2022	N.D.	15	0	20	0	N	Corrosion of household plumbing
Copper (ppm)	2022	0.109	1.3	1.3	20	0	N	Corrosion of household plumbing

* US EPA and MassDEP have established public health advisory levels for manganese to protect against concerns of potential neurological effects.
** Sodium-sensitive individuals, such as those experiencing hypertension, kidney failure, or congestive heart failure, should be aware of the levels of sodium in their drinking water where exposures are being carefully controlled.

CAS #	Regulated PFAS Contaminants	Result ng/L	Result Qualifier	MCL ng/L	MDL ng/L	MRL ng/L
1763-23-1	PERFLUOROCTANESULFONIC ACID-PFOS	0.938	J		0.580	2.00
335-67-1	PERFLUOROCTANOIC ACID-PFOA	5.73			0.580	2.00
355-46-4	PERFLUOROHEXANESULFONIC ACID-PFHs	0.694	J		0.580	2.00
375-95-1	PERFLUORONONANOIC ACID-PFNA	ND			0.580	2.00
375-85-9	PERFLUOROHEPTANOIC ACID-PFHPA	3.92			0.580	2.0
335-76-2	PERFLURODECANOIC ACID-PFDA	ND			0.580	2.00
PFAS6 (Sum of PFOS, PFOA, PFHxS, PFNA, PFHpA, and PFDA; only include results at or above the MRL; do not include estimated results as described by a Result Qualifier in the next column.		9.65		20	0.580	2.00

IMPORTANT DEFINITIONS

ppm = parts per million, or milligrams per liter (mg/l)
ppb = parts per billion, or micrograms per liter (ug/l)
90th percentile = Out of every 10 homes sampled, 9 were at or below this level. Compliance for lead and copper is determined by comparing this number to the action level.
Unregulated Contaminants – Unregulated contaminants are those for which the EPA has not established drinking water standards. The purpose of unregulated contaminant monitoring is to assist EPA in determining their occurrence in drinking water and whether future regulation is warranted. For some of these substances, the Massachusetts Office of Research and Standards (ORS) has developed state guidelines or secondary MCLs.
Office of Research and Standards Guidelines (ORSG) – This is the concentration of a chemical in drinking water, at or below which, adverse health effects are unlikely to occur after chronic

(lifetime) exposure. If exceeded, it serves as an indicator of the potential need for further action.
Secondary Maximum Contaminant Level (SMCL) – These standards are developed to protect the aesthetic qualities of drinking water and are not health based.
Maximum Contaminant Level (MCL) – The highest level of a contaminant that is allowed in drinking water. MCLs are set as close to the MCLGs as feasible using the best available treatment technology.
Maximum Contaminant Level Goal – The level of a contaminant in drinking water below which there is no known or expected risk to health. MCLGs allow for a margin of safety.
Action Level – The concentration of a contaminant which, if exceeded, triggers treatment or other requirements that a water system must follow.

SAFE WATER

In order to ensure that tap water is safe to drink, the U.S. Environmental Protection Agency (EPA) prescribes regulations that limit the amount of certain contaminants in water provided by public water systems. The Food and Drug Administration (FDA) regulations establish limits for contaminants in bottled water that must provide the same protection for public health. All drinking

water, including bottled water, may reasonably be expected to contain at least small amounts of some contaminants. The presence of contaminants does not necessarily indicate that water poses a health risk. More information about contaminants and potential health effects can be obtained by calling the EPA's Safe Drinking Water Hotline at 800-426-4791.

VULNERABILITY

Some people may be more vulnerable to contaminants in drinking water than the general population. Immunocompromised persons such as persons with cancer undergoing chemotherapy, persons who have undergone organ transplants, people with HIV/AIDS or other immune system disorders, some elderly, and infants can be parti-

cularly at risk from infections. These people should seek advice about drinking water from their health care providers. EPA/CDC guidelines on appropriate means to lessen the risk of infection by cryptosporidium and other microbial contaminants are available from the Safe Drinking Hotline (1-800-426-4791).

SUBSTANCES FOUND IN TAP WATER

The sources of drinking water (both tap water and bottled water) include rivers, lakes, streams, ponds, reservoirs, springs and wells. As water travels over the surface over the land or through the ground, it dissolves naturally occurring minerals and, in some cases, radioactive material, and can pick up substances resulting from the presence of animals or from human activity.

Contaminants that may be present in source water include:

- Microbiological contaminants such as viruses and bacteria, that may come from septic systems, agriculture and wildlife.
- Inorganic contaminants, such as salts and

metals, which can be naturally-occurring or result from urban stormwater runoff, industrial or domestic wastewater discharges, oil and gas production, mining and farming.

- Pesticides and herbicides which may come from a variety of sources such as agriculture, urban stormwater runoff and residential uses.
- Organic chemical contaminants, including synthetic and volatile organic chemicals, which are by-products of industrial processes, and petroleum production, and can also come from gas stations, urban stormwater runoff and septic systems.
- Radioactive contaminants can be naturally occurring or be the result of oil and gas production and mining activities.

Templeton Water Assessment & Protection —

The SWAP Program

The Department of Environmental Protection completed a Source Water Assessment and Protection (SWAP) report of the Templeton Water Department in June, 2003. A SWAP report is a planning tool to support local and state efforts to improve supply protection by identifying land uses within water supply protection areas that may be potential sources of contamination. The report helps focus protection efforts on appropriate best management practices a susceptibility ranking of high was assigned to the Templeton department using information collected during the assessment. A copy of the report is available upon request from the Templeton Water Department office or online at:

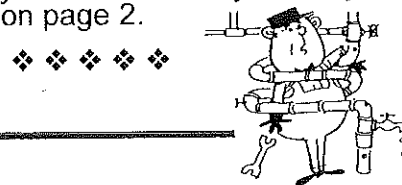
www.mass.gov/dep/water/drinking/swap/2294000.pdf

Where Does My Water Come From?

Templeton's water comes from four gravel-packed wells:

- Otter River Well
- Maple Street Wells #1 & #2
- Sawyer Street Well

These wells supply ground water from an aquifer of high vulnerability because of an absence of barriers such as clay. Each well has a Zone 1 protective radius close to the well and shares a large Zone 2 area, which includes the land that supplies water to the wells. The Zone 2 was determined by a scientific study. The system map can be seen on page 2.



Cross Connections —

A cross connection between a drinking water pipe and a non-potable source. Fluctuation in water pressure can cause water to be back siphoned backwards through pipes and hoses in your home. Hoses are often connected to swimming pools, laundry sinks, Jacuzzis, and lawn chemical sprayers. Water can flow backwards into your home bringing contaminants or poisons with it. To prevent this every hose connection faucet at your home should have a device called **HOSE Bibb VACUUM Breaker**. These are available at your local hardware and plumbing supply stores. As required by Massachusetts Drinking Water Regulations, 310 CMR 22.22 [3] [b], the Templeton Water Department has an approved Cross Connection program. This means that all businesses that are connected to drinking water in the town of Templeton are surveyed by a certified backflow tester on an annual basis.

2022

Board of Commissioners

The Water Commission and General Manager would like to thank all of the Water Plant's employees for their continued dedication and hard work in FY 2022.

Dana Blais, Board Chairman
Christopher Stewart, Board Secretary
Gregg Edwards, Board Member
John M. Driscoll, General Manager

Staff

John Driscoll, General Manager
Ron Davan, Superintendent
Brigid Lambert, Secretary
Randy Brown, Foreman
Dick Blodgett, Jr., Utility Specialist
Greg Cheney, Utility Specialist
Scott Schwinger, Utility Specialist
Matt McAuliffe, Utility Laborer
Miguel Valencia, Utility Specialist
Cody Laine, Utility Specialist

Monthly Meetings

The Water Commissioners meet on the first Tuesday of each month at 6:00 PM at the Light/Water Department office. Please feel free to participate in these meetings.

Share Your Thoughts

Do you have any questions that you would like the report to answer or on how information is presented? Please let us know:

Templeton Light & Water Plant
86 Bridge Street - P.O. Box 20
Baldwinville, MA 01438-0020



Hours: Mon.-Fri. 7 AM - 4 PM
Telephone 978-939-5323
Fax: 978-939-4309



Nights, Weekends, Holidays
Emergency Call: 978-939-5638



e-mail:
sschwinger@templetonlight.com



Website
www.templetonlight.com



Public Water Supply ID:
2294000

Help us help you save water!

- ✓ Check for and fix leaks right away.
- ✓ Do not take long showers or fill the tub with too much water.
- ✓ Turn the water off while you shave or brush your teeth.
- ✓ Keep a pitcher of water in the refrigerator so you do not have to run the water to have cold water to drink.
- ✓ Place mulch around plants to retain the moisture.
- ✓ The best time to water your lawn or garden is between the hours of 5:00 pm and 9 am. Water only when necessary and never leave a garden hose run unattended.

