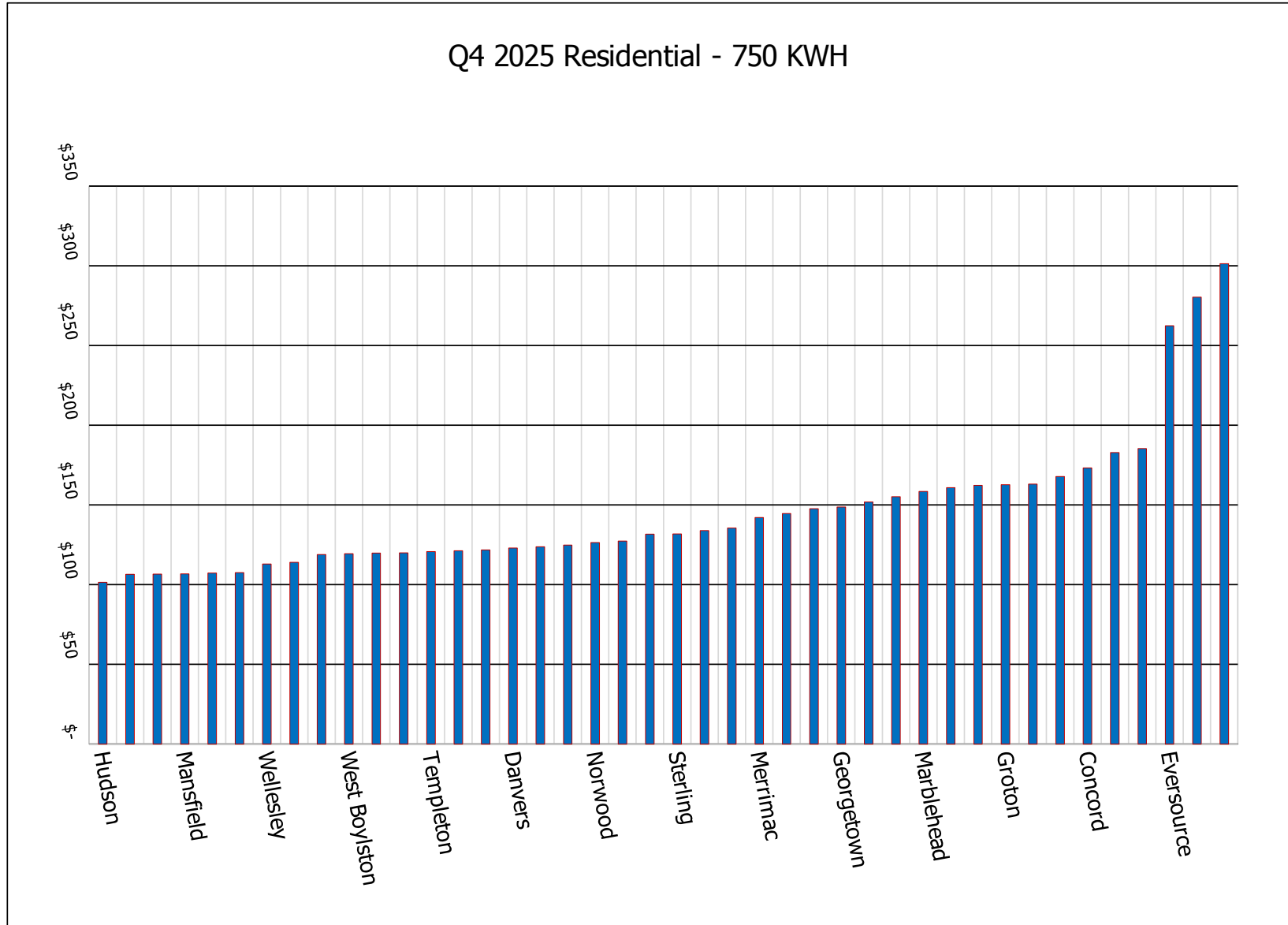


MMWEC Rate Comparisons Q4 2025

Utility	Cost	Rate
Hudson	\$101	\$0.1353
Middleton	\$106	\$0.1418
Holyoke	\$107	\$0.1422
Mansfield	\$107	\$0.1423
Westfield	\$107	\$0.1430
Littleton	\$108	\$0.1434
Wellesley	\$113	\$0.1505
Hingham	\$114	\$0.1519
Boylston	\$119	\$0.1585
West Boylston	\$119	\$0.1591
Peabody	\$120	\$0.1597
North Attleborough	\$120	\$0.1599
Templeton	\$121	\$0.1608
Middleborough	\$121	\$0.1617
Braintree	\$122	\$0.1623
Danvers	\$123	\$0.1639
Chicopee	\$124	\$0.1650
Shrewsbury	\$125	\$0.1664
Norwood	\$126	\$0.1684
Holden	\$127	\$0.1697
South Hadley	\$132	\$0.1755
Sterling	\$132	\$0.1758
Taunton	\$134	\$0.1785
Paxton	\$135	\$0.1806
Merrimac	\$142	\$0.1894
Ashburnham	\$145	\$0.1928
Reading	\$148	\$0.1968
Georgetown	\$149	\$0.1982
Russell	\$152	\$0.2023
Wakefield	\$155	\$0.2068
Marblehead	\$158	\$0.2112
Ipswich	\$161	\$0.2143
Rowley	\$162	\$0.2163
Groton	\$163	\$0.2169
Hull	\$163	\$0.2175
Chester	\$168	\$0.2238
Concord	\$173	\$0.2309
Belmont	\$183	\$0.2437
Princeton	\$185	\$0.2471
Eversource	\$262	\$0.3499
National Grid	\$280	\$0.3738
Unitil	\$301	\$0.4017
Averages	\$146	\$0.1940



13th

Dec-25

42

\$140

\$124

\$134

MMWEC Rate Comparisons

Q1 2025

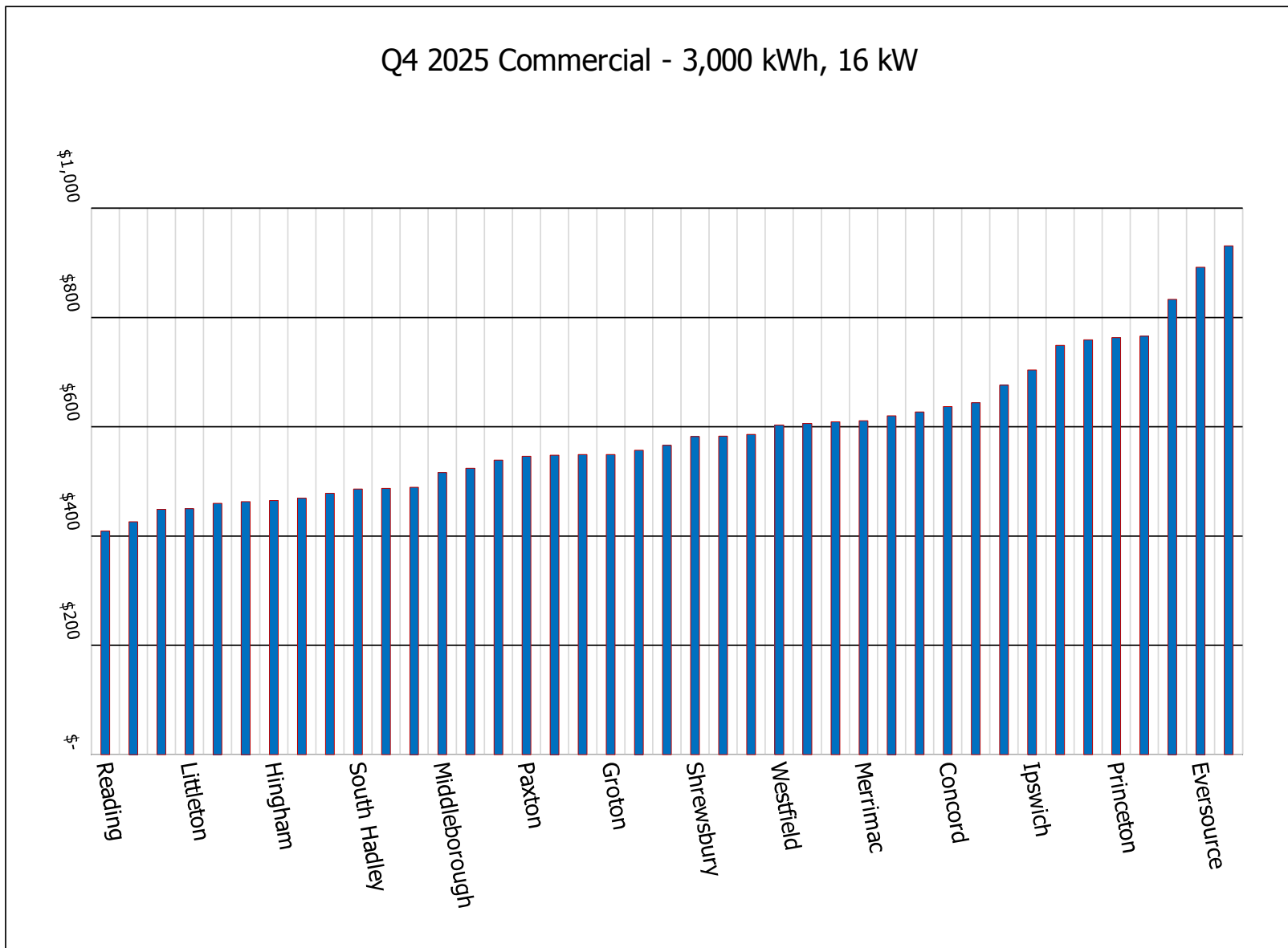
Utility	Cost	Rate
Middleton	\$393	\$0.1310
Reading	\$409	\$0.1363
Hudson	\$426	\$0.1420
Wellesley	\$449	\$0.1497
Littleton	\$450	\$0.1500
Boylston	\$460	\$0.1533
Holyoke	\$463	\$0.1543
Hingham	\$465	\$0.1550
Mansfield	\$469	\$0.1563
North Attleborough	\$478	\$0.1593
South Hadley	\$486	\$0.1620
Danvers	\$487	\$0.1623
Norwood	\$489	\$0.1630
Middleborough	\$516	\$0.1720
Templeton	\$524	\$0.1747
Chicopee	\$539	\$0.1797
Paxton	\$546	\$0.1820
Peabody	\$548	\$0.1827
Braintree	\$549	\$0.1830
Groton	\$549	\$0.1830
Holden	\$557	\$0.1857
West Boylston	\$566	\$0.1887
Shrewsbury	\$582	\$0.1940
Taunton	\$583	\$0.1943
Ashburnham	\$586	\$0.1953
Westfield	\$603	\$0.2010
Marblehead	\$606	\$0.2020
Sterling	\$609	\$0.2030
Merrimac	\$611	\$0.2037
Russell	\$620	\$0.2067
Wakefield	\$627	\$0.2090
Concord	\$637	\$0.2123
Rowley	\$644	\$0.2147
Georgetown	\$676	\$0.2253
Ipswich	\$704	\$0.2347
Hull	\$749	\$0.2497
Unitil	\$759	\$0.2530
Princeton	\$763	\$0.2543
Belmont	\$766	\$0.2553
National Grid	\$833	\$0.2777
Eversource	\$892	\$0.2973
Chester	\$931	\$0.3103
Averages	\$586	\$0.1952

15th

Dec-25

42

\$596
\$534
\$538



MMWEC Rate Comparisons

Q1 2025

Utility	Cost	Rate
Hudson	\$1,101	\$0.1101
Middleton	\$1,443	\$0.1443
Holyoke	\$1,482	\$0.1482
Hingham	\$1,515	\$0.1515
Danvers	\$1,538	\$0.1538
Mansfield	\$1,586	\$0.1586
South Hadley	\$1,597	\$0.1597
Templeton	\$1,619	\$0.1619
Wellesley	\$1,621	\$0.1621
Littleton	\$1,674	\$0.1674
North Attleborough	\$1,710	\$0.1710
Middleborough	\$1,711	\$0.1711
West Boylston	\$1,753	\$0.1753
Chicopee	\$1,774	\$0.1774
Peabody	\$1,783	\$0.1783
Paxton	\$1,808	\$0.1808
Groton	\$1,809	\$0.1809
Braintree	\$1,813	\$0.1813
Sterling	\$1,816	\$0.1816
Reading	\$1,817	\$0.1817
Holden	\$1,842	\$0.1842
Boylston	\$1,865	\$0.1865
Taunton	\$1,869	\$0.1869
Shrewsbury	\$1,902	\$0.1902
Norwood	\$1,939	\$0.1939
Ashburnham	\$1,962	\$0.1962
Russell	\$2,030	\$0.2030
Rowley	\$2,057	\$0.2057
Georgetown	\$2,068	\$0.2068
Marblehead	\$2,088	\$0.2088
Merrimac	\$2,098	\$0.2098
Wakefield	\$2,150	\$0.2150
Westfield	\$2,228	\$0.2228
Chester	\$2,229	\$0.2229
Concord	\$2,352	\$0.2352
Belmont	\$2,365	\$0.2365
Hull	\$2,380	\$0.2380
Ipswich	\$2,423	\$0.2423
Princeton	\$2,524	\$0.2524
National Grid	\$2,750	\$0.2750
Unitil	\$2,922	\$0.2922
Eversource	\$3,311	\$0.3311
Averages	\$1,981	\$0.1981

8th

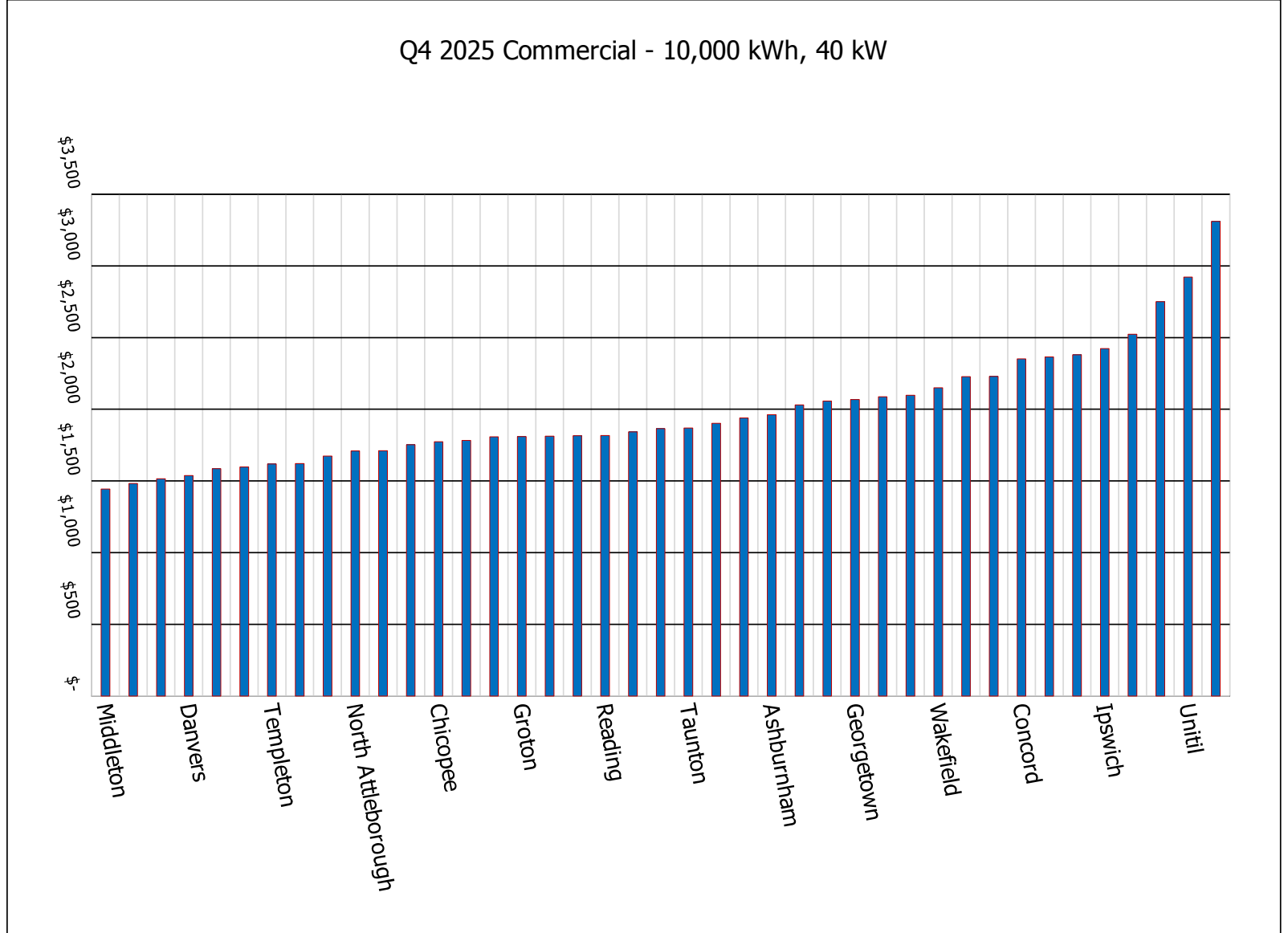
Dec-25

42

\$1,929

\$1,867

\$1,807



MMWEC Rate Comparisons

Q1 2025

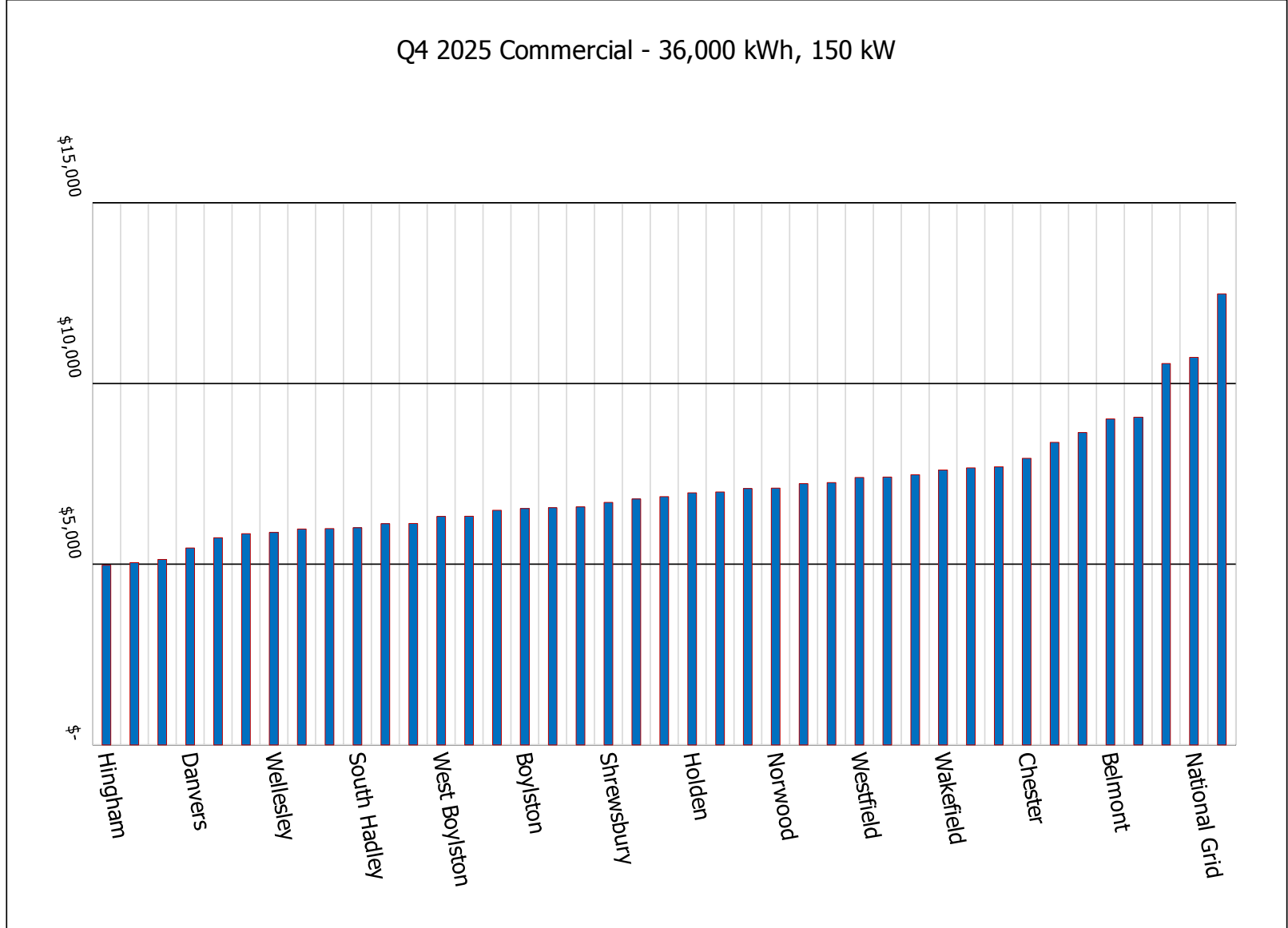
Utility	Cost	Rate
Hudson	\$4,009	\$0.1114
Hingham	\$4,970	\$0.1381
Holyoke	\$5,043	\$0.1401
Templeton	\$5,131	\$0.1425
Danvers	\$5,451	\$0.1514
Mansfield	\$5,729	\$0.1591
Middleton	\$5,844	\$0.1623
Wellesley	\$5,881	\$0.1634
Littleton	\$5,973	\$0.1659
North Attleborough	\$5,983	\$0.1662
South Hadley	\$6,011	\$0.1670
Chicopee	\$6,118	\$0.1699
Middleborough	\$6,128	\$0.1702
West Boylston	\$6,318	\$0.1755
Paxton	\$6,329	\$0.1758
Groton	\$6,489	\$0.1803
Boylston	\$6,538	\$0.1816
Sterling	\$6,562	\$0.1823
Reading	\$6,583	\$0.1829
Shrewsbury	\$6,711	\$0.1864
Braintree	\$6,802	\$0.1889
Peabody	\$6,869	\$0.1908
Holden	\$6,976	\$0.1938
Ashburnham	\$6,998	\$0.1944
Merrimac	\$7,090	\$0.1969
Norwood	\$7,101	\$0.1973
Russell	\$7,230	\$0.2008
Marblehead	\$7,258	\$0.2016
Westfield	\$7,401	\$0.2056
Georgetown	\$7,412	\$0.2059
Rowley	\$7,475	\$0.2076
Wakefield	\$7,606	\$0.2113
Taunton	\$7,661	\$0.2128
Hull	\$7,694	\$0.2137
Chester	\$7,932	\$0.2203
Concord	\$8,371	\$0.2325
Ipswich	\$8,638	\$0.2399
Belmont	\$9,017	\$0.2505
Princeton	\$9,063	\$0.2518
Unitil	\$10,552	\$0.2931
National Grid	\$10,724	\$0.2979
Eversource	\$12,476	\$0.3466
Averages	\$7,125	\$0.1979

4th

Dec-25

42

\$6,813
\$6,723
\$6,589



MMWEC Rate Comparisons

Q1 2025

Utility	Cost	Rate
Hudson	\$10,189	\$0.1019
Hingham	\$12,102	\$0.1210
Holyoke	\$12,204	\$0.1220
Mansfield	\$13,647	\$0.1365
Danvers	\$14,091	\$0.1409
Shrewsbury	\$14,128	\$0.1413
Templeton	\$14,397	\$0.1440
South Hadley	\$14,670	\$0.1467
North Attleborough	\$14,773	\$0.1477
Middleborough	\$14,810	\$0.1481
Wellesley	\$14,938	\$0.1494
Middleton	\$15,054	\$0.1505
Groton	\$15,733	\$0.1573
West Boylston	\$16,109	\$0.1611
Boylston	\$16,335	\$0.1634
Littleton	\$16,351	\$0.1635
Chicopee	\$16,406	\$0.1641
Sterling	\$16,535	\$0.1654
Paxton	\$16,778	\$0.1678
Reading	\$16,854	\$0.1685
Braintree	\$16,881	\$0.1688
Norwood	\$17,044	\$0.1704
Peabody	\$17,152	\$0.1715
Taunton	\$17,297	\$0.1730
Holden	\$18,128	\$0.1813
Ashburnham	\$18,417	\$0.1842
Merrimac	\$18,997	\$0.1900
Hull	\$19,007	\$0.1901
Rowley	\$19,091	\$0.1909
Georgetown	\$19,156	\$0.1916
Marblehead	\$19,224	\$0.1922
Westfield	\$19,595	\$0.1960
Wakefield	\$19,786	\$0.1979
Concord	\$20,427	\$0.2043
Chester	\$21,971	\$0.2197
Belmont	\$22,238	\$0.2224
Ipswich	\$23,511	\$0.2351
National Grid	\$26,182	\$0.2618
Unitil	\$28,064	\$0.2806
Eversource	\$31,237	\$0.3124
Averages	\$17,931	\$0.1793

7th

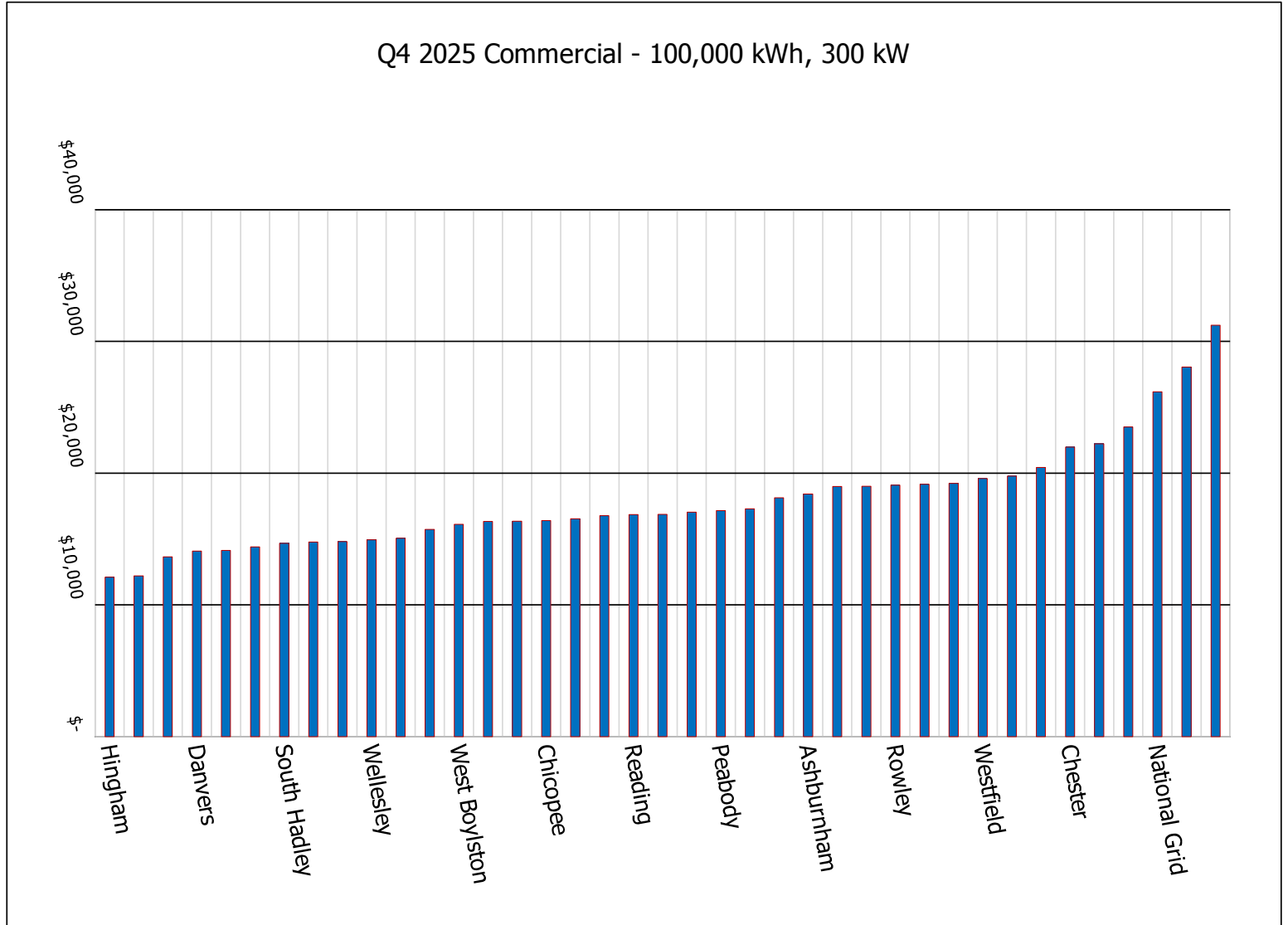
Dec-25

40

\$17,001
\$16,799
\$16,702

No Princeton

No Russell



MMWEC Rate Comparisons

Q1 2025

Utility	Cost	Rate
Hudson	\$18,791	\$0.0989
Hingham	\$21,984	\$0.1157
Holyoke	\$22,373	\$0.1178
Mansfield	\$24,724	\$0.1301
Danvers	\$26,244	\$0.1381
Shrewsbury	\$26,368	\$0.1388
Templeton	\$26,577	\$0.1399
South Hadley	\$26,658	\$0.1403
North Attleborough	\$26,977	\$0.1420
Middleborough	\$27,050	\$0.1424
Wellesley	\$27,174	\$0.1430
Middleton	\$29,026	\$0.1528
Groton	\$29,863	\$0.1572
Boylston	\$29,959	\$0.1577
West Boylston	\$30,069	\$0.1583
Littleton	\$30,348	\$0.1597
Taunton	\$30,419	\$0.1601
Chicopee	\$30,535	\$0.1607
Norwood	\$30,791	\$0.1621
Sterling	\$30,800	\$0.1621
Reading	\$31,164	\$0.1640
Paxton	\$31,404	\$0.1653
Braintree	\$31,404	\$0.1653
Peabody	\$31,432	\$0.1654
Holden	\$33,706	\$0.1774
Ashburnham	\$34,387	\$0.1810
Hull	\$34,767	\$0.1830
Marblehead	\$35,982	\$0.1894
Westfield	\$36,678	\$0.1930
Rowley	\$36,746	\$0.1934
Wakefield	\$36,801	\$0.1937
Concord	\$37,766	\$0.1988
Belmont	\$39,428	\$0.2075
Chester	\$41,713	\$0.2195
Ipswich	\$42,413	\$0.2232
National Grid	\$48,743	\$0.2565
Unitil	\$53,873	\$0.2835
Eversource	\$57,658	\$0.3035
Averages	\$32,705	\$0.1721

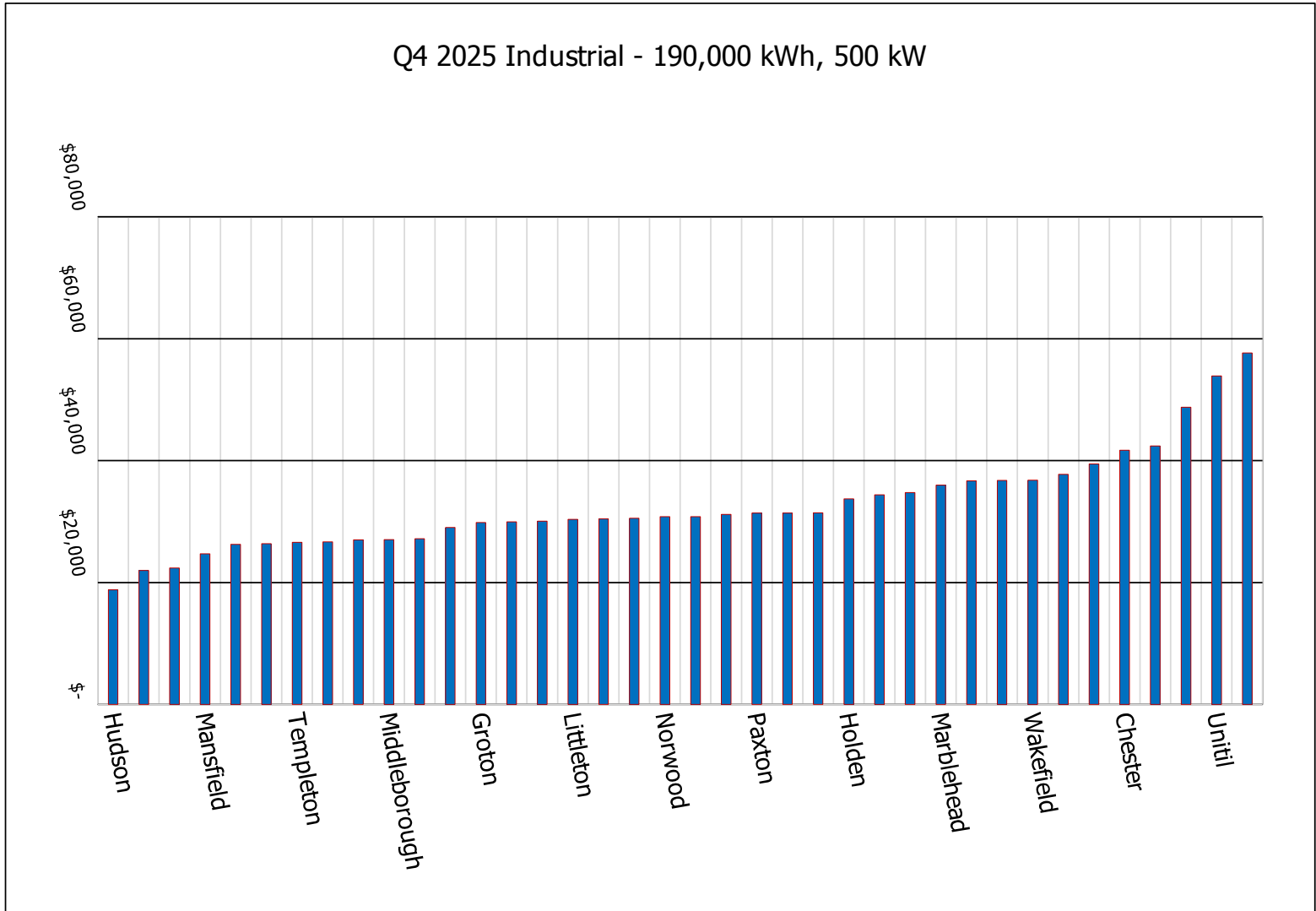
7th

Dec-25

38

\$31,490
\$30,825
\$29,992

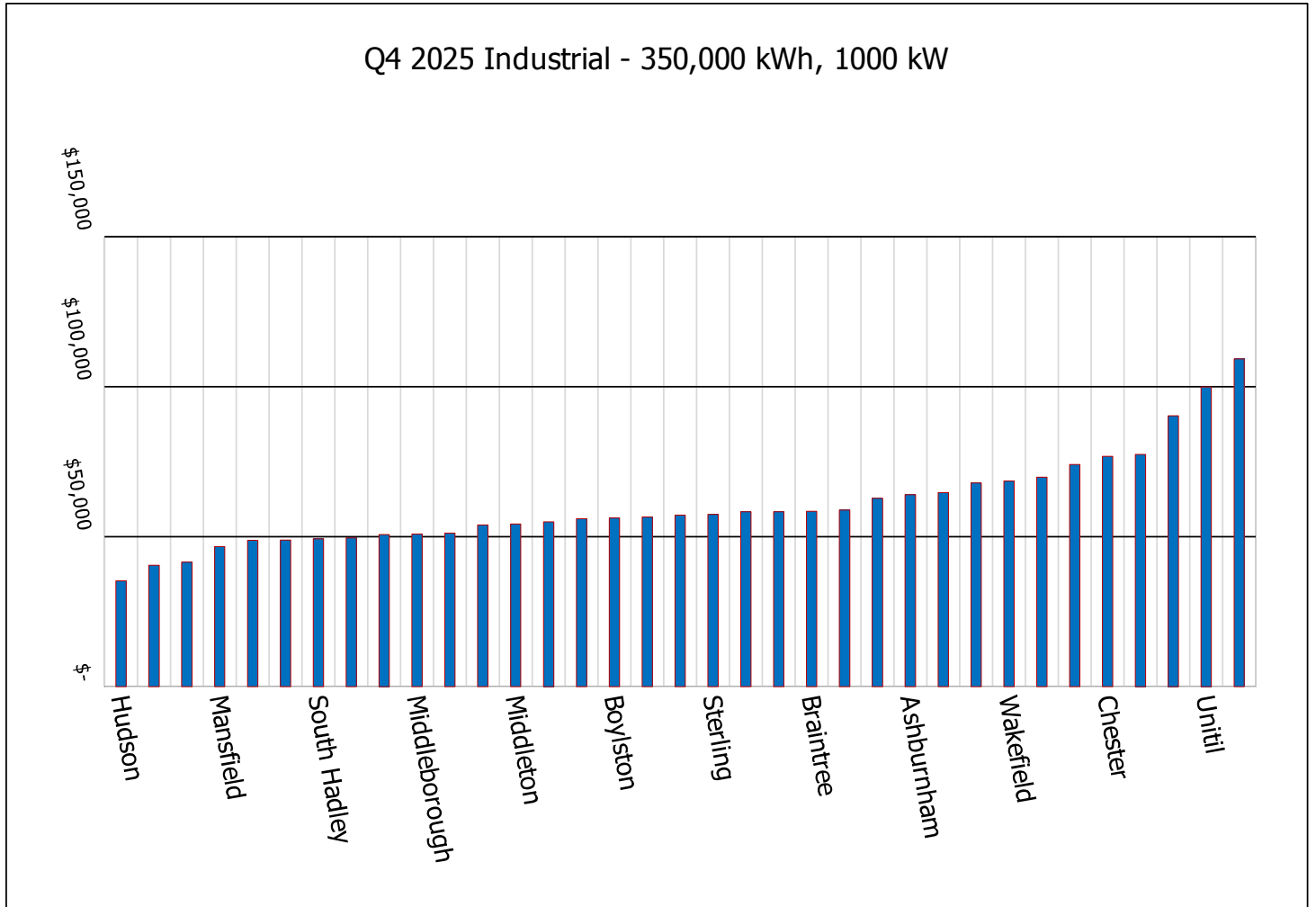
- No Georgetown
- No Merrimac
- No Princeton
- No Russell



MMWEC Rate Comparisons

Q1 2025

Utility	Cost	Rate
Hudson	\$35,254	\$0.1007
Hingham	\$40,510	\$0.1157
Holyoke	\$41,496	\$0.1186
Mansfield	\$46,681	\$0.1334
Danvers	\$48,755	\$0.1393
Shrewsbury	\$48,856	\$0.1396
South Hadley	\$49,270	\$0.1408
Templeton	\$49,582	\$0.1417
North Attleborough	\$50,740	\$0.1450
Middleborough	\$50,890	\$0.1454
Wellesley	\$51,156	\$0.1462
Chicopee	\$53,947	\$0.1541
Middleton	\$54,213	\$0.1549
Groton	\$54,983	\$0.1571
West Boylston	\$55,970	\$0.1599
Boylston	\$56,218	\$0.1606
Littleton	\$56,573	\$0.1616
Taunton	\$57,192	\$0.1634
Sterling	\$57,402	\$0.1640
Norwood	\$58,349	\$0.1667
Reading	\$58,353	\$0.1667
Braintree	\$58,512	\$0.1672
Peabody	\$58,897	\$0.1683
Holden	\$62,790	\$0.1794
Ashburnham	\$63,947	\$0.1827
Hull	\$64,742	\$0.1850
Westfield	\$67,890	\$0.1940
Wakefield	\$68,546	\$0.1958
Concord	\$69,849	\$0.1996
Belmont	\$74,079	\$0.2117
Chester	\$76,811	\$0.2195
Ipswich	\$77,475	\$0.2214
National Grid	\$90,270	\$0.2579
Unitil	\$99,903	\$0.2854
Eversource	\$109,242	\$0.3121
Averages	\$60,553	\$0.1730



8th

Dec-25

35

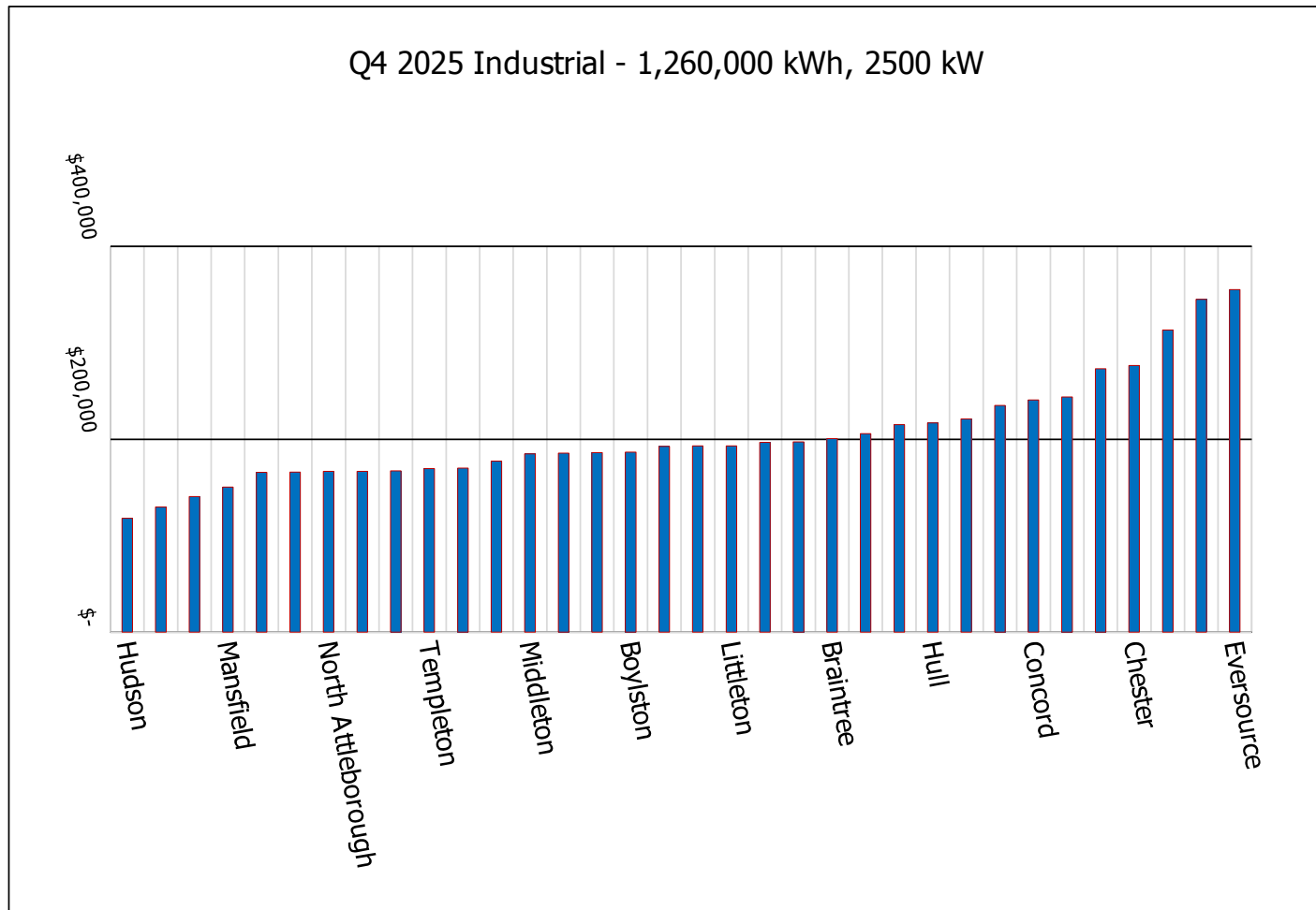
\$57,801
\$57,383
\$54,825

- No Georgetown
- No Marblehead
- No Merrimac
- No Paxton
- No Princeton
- No Rowley
- No Russell

MMWEC Rate Comparisons

Q1 2025

Utility	Cost	Rate
Hudson	\$118,002	\$0.0937
Hingham	\$129,830	\$0.1030
Holyoke	\$140,548	\$0.1115
Mansfield	\$150,503	\$0.1194
South Hadley	\$165,782	\$0.1316
Danvers	\$166,070	\$0.1318
North Attleborough	\$166,663	\$0.1323
Wellesley	\$166,811	\$0.1324
Middleborough	\$167,130	\$0.1326
Templeton	\$169,671	\$0.1347
Shrewsbury	\$169,984	\$0.1349
Taunton	\$177,412	\$0.1408
Middleton	\$184,801	\$0.1467
Chicopee	\$185,759	\$0.1474
Norwood	\$186,062	\$0.1477
Boylston	\$186,594	\$0.1481
Peabody	\$192,524	\$0.1528
West Boylston	\$193,205	\$0.1533
Littleton	\$193,246	\$0.1534
Reading	\$196,737	\$0.1561
Sterling	\$197,148	\$0.1565
Braintree	\$200,691	\$0.1593
Westfield	\$205,864	\$0.1634
Holden	\$215,276	\$0.1709
Hull	\$217,017	\$0.1722
Ashburnham	\$221,188	\$0.1755
Wakefield	\$235,186	\$0.1867
Concord	\$240,628	\$0.1910
Belmont	\$243,826	\$0.1935
Ipswich	\$273,051	\$0.2167
Chester	\$276,429	\$0.2194
National Grid	\$313,260	\$0.2486
Unitil	\$345,101	\$0.2739
Eversource	\$355,283	\$0.2820
Averages	\$204,332	\$0.1622
10th		
Dec-25	\$192,132	
34		
	\$198,306	
	\$187,783	
	\$182,730	



- No Georgetown
- No Groton
- No Marblehead
- No Merrimac
- No Paxton
- No Princeton
- No Rowley
- No Russell

MMWEC Rate Comparisons Q4 2025

Utility	Cost	Rate
Hudson	\$26,825	\$0.0963
Hingham	\$30,197	\$0.1085
Holyoke	\$31,944	\$0.1147
Mansfield	\$34,763	\$0.1249
Danvers	\$37,519	\$0.1348
South Hadley	\$37,782	\$0.1357
North Attleborough	\$38,189	\$0.1372
Templeton	\$38,214	\$0.1372
Wellesley	\$38,290	\$0.1375
Middleborough	\$38,319	\$0.1376
Shrewsbury	\$38,362	\$0.1378
Middleton	\$41,539	\$0.1492
Taunton	\$41,776	\$0.1500
Chicopee	\$42,154	\$0.1514
Boylston	\$42,567	\$0.1529
Norwood	\$43,111	\$0.1548
West Boylston	\$43,427	\$0.1560
Littleton	\$43,516	\$0.1563
Sterling	\$44,410	\$0.1595
Reading	\$44,560	\$0.1600
Braintree	\$45,236	\$0.1625
Peabody	\$46,622	\$0.1674
Holden	\$48,468	\$0.1741
Westfield	\$48,608	\$0.1746
Hull	\$49,479	\$0.1777
Ashburnham	\$49,641	\$0.1783
Wakefield	\$52,957	\$0.1902
Concord	\$54,290	\$0.1950
Belmont	\$55,960	\$0.2010
Chester	\$61,145	\$0.2196
Ipswich	\$61,174	\$0.2197
National Grid	\$70,395	\$0.2528
Unitil	\$77,311	\$0.2777
Eversource	\$81,443	\$0.2925
Averages	\$46,476	\$0.1669

8th
Sep-25
33

\$44,976
\$43,130
\$37,352

- No Georgetown
- No Groton
- No Marblehead
- No Merrimac
- No Paxton
- No Princeton
- No Rowley
- No Russell

