



TEMPLETON WATER REPORT

A NEWSLETTER FROM THE TEMPLETON WATER DEPARTMENT
ISSUE No. 26 - JUNE 2026

2025 Water Quality Report

We are once again pleased to present our Annual Water Quality Report covering testing performed between January 1 and December 31, 2025.

Over the years we have dedicated ourselves to producing drinking water that meets all state and federal standards. This is accomplished in a manner that protects public health, preserves our environment, protects our water source, along with water conservation, and community education while continuing to serve the needs of our water users.

Please remember that we are always available should you ever have any questions or concerns about your water.

FY2025 Templeton Municipal Water Plant Report

Herein submitted for inclusion in the Templeton Annual Report for FY2025 are the financial and statistical data for the Templeton Municipal Water Plant.

The Templeton Municipal Water Plant is an enterprise fund formed as a result of the Special Acts of 2000 duly passed by the State House of Representatives, the State Senate, the Governor and the Templeton voters. This new legislation put the financial management and operational oversight of the town's water department directly under the control of the Templeton Municipal Lighting Plant, its Commission and its Manager. The purpose of this was to allow the water department to operate under the same Massachusetts General Law, Chapter 164, that the light department does. Further, it allowed the water department

to operate solely from revenues from the sale of water to its customers rather than from town funds generated by taxation.

- During FY2025 our customers purchased a total of 111,064,840 gallons of water compared to 109,663,050 gallons in FY2024. This increase in water usage can be attributed to the smaller amount of rainfall this fiscal year versus the last creating overall drier conditions.
- Templeton Water connected 5 new water services in FY2025 and collected \$2,252,365 in water sales revenue and \$223,963 in miscellaneous revenue for a total of \$2,476,328.

Additions and Improvements

The Water Plant made the following additions and improvements in FY2025:

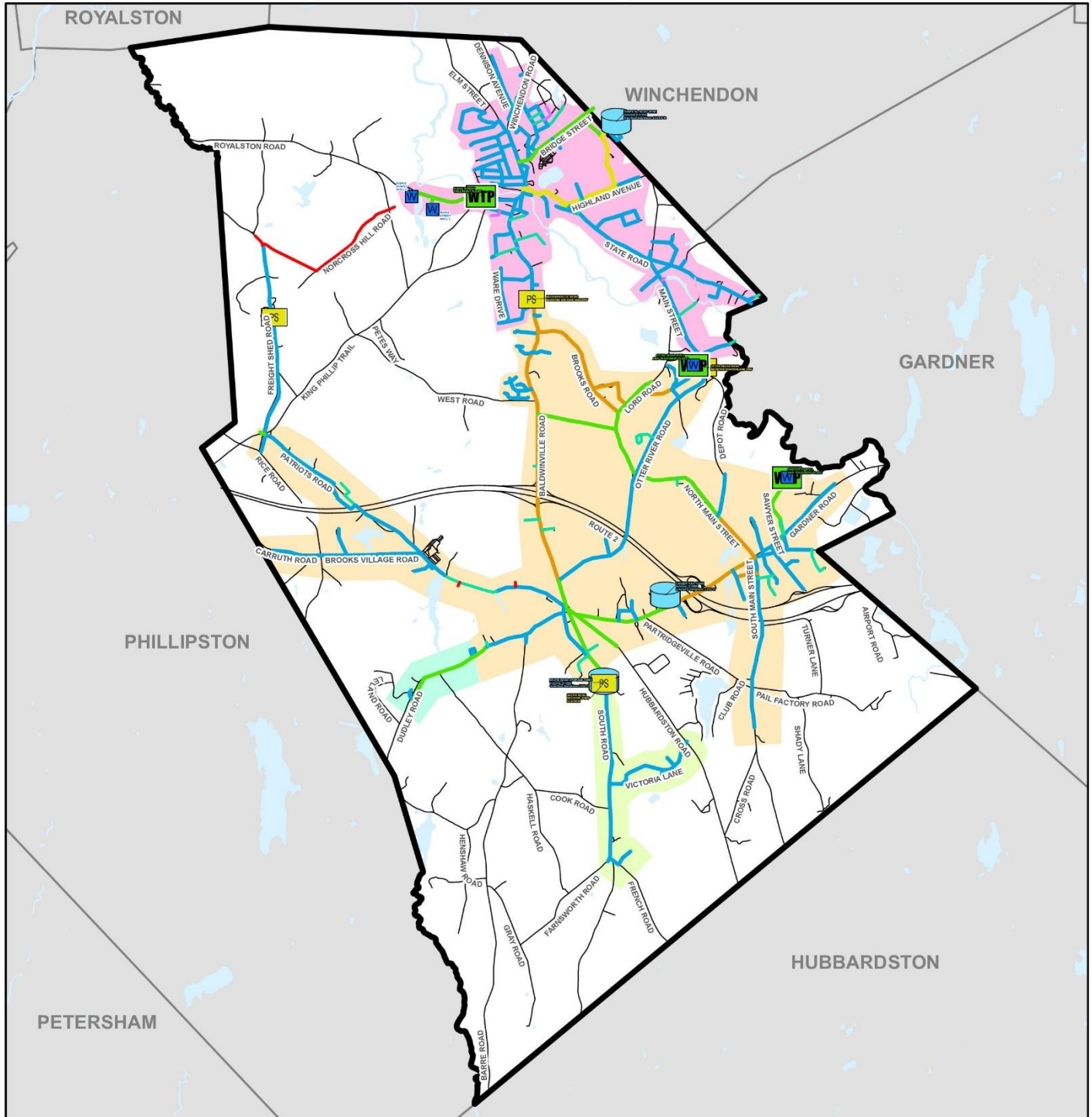
- Water distribution stations amounting to \$39,278, with the largest share of funds, \$26,715, going to the Maple Street Wells out on Old Royalston Road.
- 53 miles of water distribution mains amounting to \$51,604, with the largest share of funds, \$19,413, going to road re-surfacing on Patriots Road.
- Water storage tanks amounting to \$968
- Water treatment plant amounting to \$40,085 in FY2025.

Capital Expenses

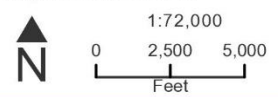
SCADA System Software Upgrades	\$8,897
Vernon Street Water Main	\$42,574
Water Meters	\$19,911
New JCB Excavator	\$113,799
New Trench Box for Water Main Repairs	\$4,438
New Confined Space Rescue Davit System	\$3,812
New Gas Monitor	\$1,534
New F-350 4x4 Utility Truck	\$94,844

Total: **\$289,809**

FIGURE 1
WATER SYSTEM MAP
 May 2025




Data accurate as of May 2025.



Below is a breakdown of the Water Plant's FY2025 water sales summary by water customer class:

Account #	Rate Code	Gallons Sold	Revenue	# of Bills
461-01	21 Residential	91,239,790	\$1,931,244	8,581
461-02	22 Agricultural	667,490	\$11,267	24
461-03	23 Commercial	14,235,290	\$230,964	406
461-04	24 Municipal	2,613,660	\$42,093	69
461-05	25 Industrial	1,686,900	\$26,268	32
461-07	27 Other	24,690	\$2,081	20
461-08	28 Irrigation	597,020	\$8,448	128
Totals		111,064,840	\$2,252,365	9,260



Hydrant Flushing

Flushing is done to clean out the distribution pipelines by removing any impurities or sediment in the pipe. This sediment is comprised mainly of iron compounds, which does not pose a health risk, but may cause aesthetic concerns such as the taste, odor or color to the water.

Important Note . . .

The US Environmental Protection Agency (EPA) recently published revisions to the Lead and Copper Rule that are intended to better protect children and communities from lead exposure risks and support efforts to remove lead from drinking water nationwide. The revisions will require all Public Water Systems (PWS) to complete an inventory of all service lines connected to their distribution system. The inventory must include the pipe material and other information for both the system-owned and customer-owned portions of the service line between the water main and a structure. Please know that TMLWP has never found any lead in services lines, so the likelihood of having any in our system is very low.

There is no safe level of lead in drinking water. Exposure to lead in drinking water can cause serious health effects in all age groups, especially pregnant people, infants (both formula-fed and breastfed), and young children. Some of the health effects to infants and children include decreases in IQ and attention span. Lead exposure can also result in new or worsened learning and behavior problems. The children of persons who are exposed to lead before or during pregnancy may be at increased risk of these harmful health effects. Adults have increased risks of heart disease, high blood pressure, kidney or nervous system problems. Contact your health care provider for more information about your risks.

For Your Information

Lead can cause serious health effects in people of all ages, especially pregnant people, infants (both formula-fed and breastfed), and young children. Lead in drinking water is primarily from materials and parts used in service lines and home plumbing. The Templeton Water Department is responsible for providing high quality drinking water and removing lead pipes but cannot control the variety of materials used in the plumbing in your home. Because lead levels may vary over time, lead exposure is possible even when your tap sampling results do not detect lead at one point in time. You can help protect yourself and your family by identifying and removing lead materials within your home plumbing and taking steps to reduce your family's risk. Using a filter, certified by an American National Standards Institute accredited certifier to reduce lead, is effective in reducing lead exposures. Follow the instructions provided with the filter to ensure the filter is used properly. Use only cold water for drinking, cooking, and making baby formula. Boiling water does not remove lead from water. Before using tap water for drinking, cooking, or making baby formula, flush your pipes for several minutes. If you have a lead service line or galvanized requiring replacement service line, you may need to flush your pipes for a longer period. If you are concerned about lead in your water, and wish to have your water tested, contact Scott Schwinger, Water Superintendent at 978-939-5323. Information on lead in drinking water, testing methods, and steps you can take to minimize exposure is available at

<https://www.epa.gov/safewater/lead>

Templeton Water Department

2025 Tables

The water quality information presented in the tables is from the most recent round of testing done in accordance with the regulations. All results shown were from samples collected during the last calendar year unless otherwise noted in the tables.

Only the detected contaminants are shown.

INORGANIC CONTAMINANTS	Dates Collected	Highest Result or Highest RAA*	Range Detected	MCL or MRDL	MCLG or MRDLG	Violation (Y/N)	Possible Sources
Nitrate (ppm)	04/09/2025	1.90	0-1.90	10	10	N	Runoff from fertilizer use; leaching from septic tanks; natural deposits
Barium (ppm)	04/11/2023	0.008	0-2	2	2	N	Erosion of natural deposits
Fluoride (ppm)	04/10/2025	0.752	0.7-1.1	4**	7	N	Water additive that promotes strong teeth. Fluoride has been added since the 1950s to prevent tooth decay
Hexachloro-cyclopentadien (ppb)	04/09/2025	ND	0	50	50	N	Discharge from chemical factories
DISINFECTION CONTAMINANTS							
Haloacetic Acids (HAA5s) (ppb)	08/19/2025	1.3	0-1.3	60	0.06	N	Byproduct of drinking water chlorination
Total Trihalomethanes (TTHMs) (ppb)	08/19/2025	9.31	0-9.31	80	0	N	Byproduct of drinking water chlorination
Chlorine (ppm)	11/02/2025	0.93	0-0.93	4	4	N	Water additive used to control microbes.

*Highest RAA=highest running annual average of four consecutive quarters.

**Fluoride also has a secondary maximum contaminant level (SMCL) of 2 ppm

Bacteria in 2025	Highest Number Positive Samples in a month	MCL	MCLG	Violation (Y/N)	Possible Sources
Total Coliform	0	0	0	N	Naturally present in the environment
E. Coli	0	*	0	N	Human and animal fecal waste

*Compliance with E. Coli MCL is determined upon additional repeat testing.

Lead and Copper	Date Collected	90 th Percentile	Action Level (AL)	MCLG	# of Sample Sites	# of Sample Sites above AL	Sample Result Range	Possible Sources
Lead (ppb)	09/12/2025	ND	0.015 mg/l	0	20	0	ND-0.0018	Corrosion of household plumbing
Copper (ppm)	09/12/2025	0.033	1.3 mg/l	1.3	20	0	0.0010-0.0404	Corrosion of household plumbing

*In accordance with the Mass DEP regulations, TMLWP only has to test for Lead and Copper every 3 years due to the low values sampled.

CAS #	Regulated PFAS Contaminants	Result ng/L	Result Qualifier	MCL ng/L	MDL ng/L	MRL ng/L
1763-23-1	Perfluorooctanesulfonic Acid - PFOS	1.09	J	-	1.00	2.00
335-67-1	Perfluorooctanoic Acid - PFOA	4.40	-	-	1.00	2.00
355-46-4	Perfluorohexanesulfonic Acid - PFHxS	ND	-	-	1.00	2.00
375-95-1	Perfluorononanoic Acid - PFNA	ND	-	-	1.00	2.00
375-85-9	Perfluoroheptanoic Acid - PFHPA	2.83	-	-	1.00	2.00
335-76-2	Perfluorodecanoic Acid - PFDA	ND	-	-	1.00	2.00
PFAS6 (Sum of PFOS, PFOA, PFHxS, PFNA, PFHPA, and PFDA; only include results at or above the MRL; do not include estimated results as described by a Result Qualifier)		8.32	-	20	-	-

Safe Water

In order to ensure that tap water is safe to drink, the U.S. Environmental Protection Agency (EPA) prescribes regulations that limit the amount of certain contaminants in water provided by public water systems. The Food and Drug Administration (FDA) regulations establish limits for contaminants in bottled water that must provide the same protection for public health. All drinking water, including

bottled water, may reasonably be expected to contain at least small amounts of some contaminants. The presence of contaminants does not necessarily indicate that water poses a health risk. More information about contaminants and potential health effects can be obtained by calling the EPA's Safe Drinking Water Hotline at 800-426-4791.

Vulnerability

Some people may be more vulnerable to contaminants in drinking water than the general population.

Immunocompromised persons such as persons with cancer undergoing chemotherapy, persons who have undergone organ transplants, people with HIV/AIDS or other immune system disorders, some elderly, and infants

can be particularly at risk from infections. These people should seek advice about drinking water from their health care providers. EPA/CDC guidelines on appropriate means to lessen the risk of infection by cryptosporidium and other microbial contaminants are available from the Safe Drinking Hotline (1-800-426-4791).

Substances Found in Tap Water

The sources of drinking water (both tap water and bottled water) include rivers, lakes, streams, ponds, reservoirs, springs and wells. As water travels over the surface over the land or through the ground, it dissolves naturally occurring minerals and, in some cases, radioactive material, and can pick up substances resulting from the presence of animals or from human activity.

Contaminants that may be present in source water include:

- Microbiological contaminants such as viruses and bacteria, that may come from septic systems, agriculture and wildlife.
- Inorganic contaminants, such as salts and metals, which can be naturally occurring or result from urban stormwater runoff, industrial or domestic

wastewater discharges, oil and gas production, mining and farming.

- Pesticides and herbicides which may come from a variety of sources such as agriculture, urban stormwater runoff and residential uses.
- Organic chemical contaminants, including synthetic and volatile organic chemicals, which are by-products of industrial processes, and petroleum production, and can also come from gas stations, urban stormwater runoff and septic systems.
- Radioactive contaminants can be naturally occurring or be the result of oil and gas production and mining activities.

Templeton Water Assessment & Protection – The SWAP Program

The Department of Environmental Protection completed a Source Water Assessment and Protection (SWAP) report of the Templeton Water Department in June 2003. A SWAP report is a planning tool to support local and state efforts to improve supply protection by identifying land uses within water supply protection areas that may be potential sources of contamination. The report helps focus protection efforts on appropriate best management practices a susceptibility ranking of high was assigned to the Templeton department using information collected during the assessment. A copy of the report is available on request from the Templeton Water Department office.

What is a Cross Connection?

A cross connection occurs whenever a drinking water source comes in contact with dangerous contaminants. The outside water faucet and garden hose are one of the most common sources of cross connections. Fluctuation in water pressure can cause water to be back siphoned backwards through pipes and hoses in your home. Hoses are often connected to swimming pools, laundry sinks, hot tubs, and lawn chemical sprayers. Water can flow backwards into your home, bringing contaminants or poisons with it. To prevent this, every hose connection faucet at your home should have a device called **HOSE Bibb VACUUM Breaker**. These are available at your local hardware and plumbing supply stores. As required by Massachusetts Drinking Water Regulations, 310 CMR 22.22 [3][b], the Templeton Water Department has an approved Cross Connection program. This means that all businesses that are connected to drinking water in the Town of Templeton are surveyed by a certified backflow tester on an annual basis.

Where Does My Water Come From?

Templeton's water comes from four gravel-packed wells:

- Otter River Well
- Maple Street Wells #1 & #2
- Sawyer Street Well

These wells supply ground water from an aquifer of high vulnerability because of an absence of barriers such as clay. Each well has a Zone 1 protective radius close to the well and shares a large Zone 2 area, which includes the land that supplies water to the wells. The Zone 2 was determined by a scientific study. The system map can be seen on page 2.

Important Definitions

ppm= parts per million, or milligrams per liter (mg/l)

ppb= part per billion, or micrograms per liter (ug/l)

90th Percentile= Out of every 10 homes sampled, 9 were at or below this level. Compliance for lead and copper is determined by comparing this number to the action level.

Unregulated Contaminants – Unregulated contaminants are those for which the EPA has not established drinking water standards. The purpose of unregulated contaminant monitoring is to assist EPA in determining their occurrence in drinking water and whether future regulation is warranted. For some of these substances, the Massachusetts Office of Research and Standards (ORS) has developed state guidelines or secondary MCLs.

Office of Research and Standards Guidelines (ORSG) – This is the concentration of a chemical in drinking water, at or below which, adverse health effects are unlikely to occur after chronic

exposure. If exceeded, it serves as an indicator of the potential need for further action.

Secondary Maximum Contaminant Level (SMCL) – These standards are developed to protect the aesthetic qualities of drinking water and are not health based.

Maximum Contaminant Level (MCL) – The highest level of a contaminant that is allowed in drinking water. MCLs are set as close to MCGLs as feasible using the best available treatment technology.

Maximum Contaminant Level Goal (MCLG) – The level of a contaminant in drinking water below which there is no known or expected risk to health. MCLGs allow for a margin of safety.

Action Level (AL) – This concentration of a contaminant which, if exceeded, trigger treatment or other requirements that a water system must follow.

Running Annual Average (RAA) – The average of four consecutive quarters of data.

Fluoridation of Town Water . . .

Fluoride is added to town water to prevent tooth decay and to promote good oral health overall. In Templeton's water system the fluoride level is adjusted to an optimum level, averaging to 0.7 PPM (parts per million). At this level fluoride is colorless, tasteless and safe.

Templeton has been fluoridating its town water since the 1950's. There are approximately 3.9 million people in 141 Massachusetts public water systems who practice fluoridation of their water supplies, and approximately 184 million people nationwide.

If you would like any more information on fluoridation of public water supplies, contact your family dentist and/or doctor.

Per the order of D.E.P., Templeton has a mandatory water ban. The ban mandates that no outside water be used between 9 AM and 5 PM.

After 37 years of dedicated service, Brigid Lambert has retired in August 2025, leaving behind a legacy of hard work, and lasting relationships.

Brigid started with the Light Department in 1988, and in 2001 Brigid moved over to the Water Department.

The Templeton Municipal Light & Water Plant would like to thank Brigid for her 37 remarkable years, and we wish her all the best in retirement.

Templeton Water is excited to announce over the past year; we have been awarded two grants.

The first grant award was, from the Community One Stop for Growth Program. This grant award was \$194,000 and is to help with the engineering costs for water main replacement for a section of Patriots Road.

The second grant award was \$500,000 from the Emerging Contaminants for Small and Disadvantaged Communities from the Mass DEP

2025 - Board of Commissioners

The Water Commission and General Manager would like to thank all our Water Plant's employees for their continued dedication and hard work in FY2025.

Respectfully Submitted,

Dana Blais, Board Chairman

Christopher Stewart, Board Secretary

Gregg Edwards, Board Member

Staff

John Driscoll, General Manager

Scott Schwinger, Superintendent

Dottie Bresnahan, Secretary

Randy Brown, Foreman

Cody Laine, Utility Specialist

Matt McAuliffe, Utility Specialist

Miguel Valencia, Utility Specialist

Commissioners Meetings

The Water Commissioners meet at 9:00am at the Light/Water Department office. Please check the town meeting calendar for dates and times.

www.templetonma.gov

Please feel free to participate!

Share your Thoughts

Do you have any questions that you would like the report to answer or on how information is presented? Please let us know:

Templeton Light & Water Plant

86 Bridge Street – P.O. Box 20

Baldwinville, MA 01436-0020



Hours: Monday-Friday 7:00am-4:00pm

Telephone: 978-939-5323

Fax: 978-939-4309



Nights, Weekends, Holidays

Emergency Call: 978-939-5638



Email:

sschwinger@templetonlight.com

Website:

www.templetonlight.com



Public Water Supply ID:

#2294000

Help Us Help You Save Water!

- Check for and fix leaks right away
- Do not take long showers or fill the tub with too much water.
- Turn the water off while you shave or brush your teeth.
- Keep a pitcher of water in the refrigerator so you do not have to run the water to have cold water to drink.
- Place mulch around plants to retain the moisture.
- The best time to water your lawn or garden is between the hours of 5 PM and 9 AM. Water only when necessary and never leave a garden hose unattended.

